

with 2 interactive
Multi-ROMs



Kaj Schwermer
Julia Chang
Craig Wright

OXFORD

Oxford Phonics World 1

The Alphabet

Kaj Schwermer Julia Chang Craig Wright



OXFORD
UNIVERSITY PRESS

The Alphabet

Unit 1

Aa Bb Cc 4

Aa..... apple ax ant alligator

Bb..... bear bird bed banana

Cc..... cat cup car computer

Story11

Unit 2

Dd Ee Ff 12

Dd..... dog desk doll duck

Ee..... egg elbow envelope elephant

Ff..... fish fan farm fork

Story19

Review 1

Song 20

Game 23

Unit 3

Gg Hh Ii 24

Gg..... gorilla goat gift girl

Hh..... horse hat house hot dog

Ii..... insect ink igloo iguana

Story31

Unit 4

Jj Kk Ll 32

Jj..... jet jam juice jacket

Kk..... kangaroo key king kite

Ll..... lion lamp leaf lemon

Story39

Review 2

Song 40

Game 43



Unit 5

Mm Nn Oo 44


Mm monkey milk money mouse

Nn nut net nest nose

Oo octopus ox olive ostrich

Story51

Unit 6

Pp Qq Rr 52

Pp peach pen panda pineapple

Qq queen quiz quilt question

Rr rabbit rose rice robot

Story59

Review 3

 **Song**60

 **Game**63

Unit 7

Ss Tt Uu Vv 64

Ss seal sun soap socks

Tt turtle tent tiger teacher

Uu umbrella up uncle umpire

Vv van vet vest violin

Story73

Unit 8

Ww Xx Yy Zz 74

Ww wolf web water watch

Xx fox box six wax

Yy yo-yo yak yogurt yacht

Zz zipper zero zoo zebra

Story83

Review 4

 **Song**84

 **Game**87

 **The Alphabet Song**88

Student Cards89

Certificate 103

A Listen and repeat. disc 1 03



angry apple

B Listen, point, and repeat. disc 1 04

1.



2.



3.

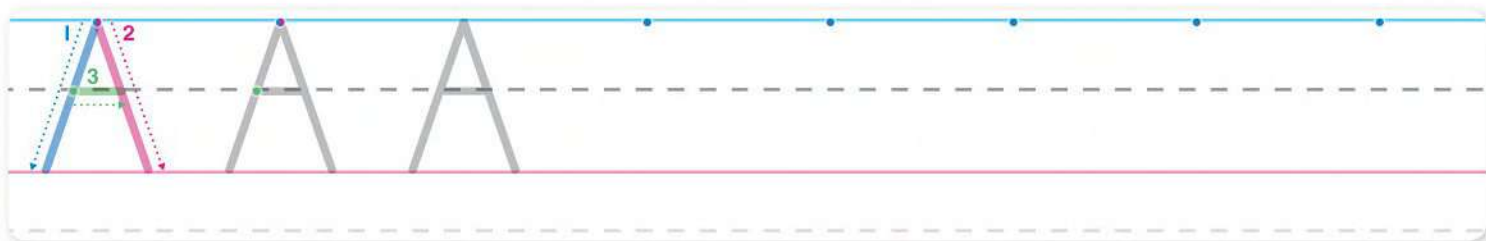


4.

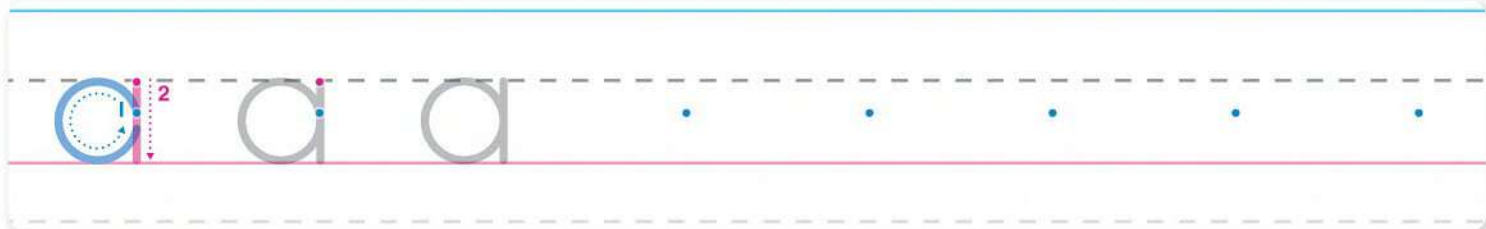


C Trace, write, and say.

A




a




D Listen. Then write Aa or cross it out.

disc 1
05



E Listen and chant.

disc 1
06



Unit 1

5



A Listen and repeat. disc 1 07



big bear

B Listen, point, and repeat. disc 1 08

1.




2.



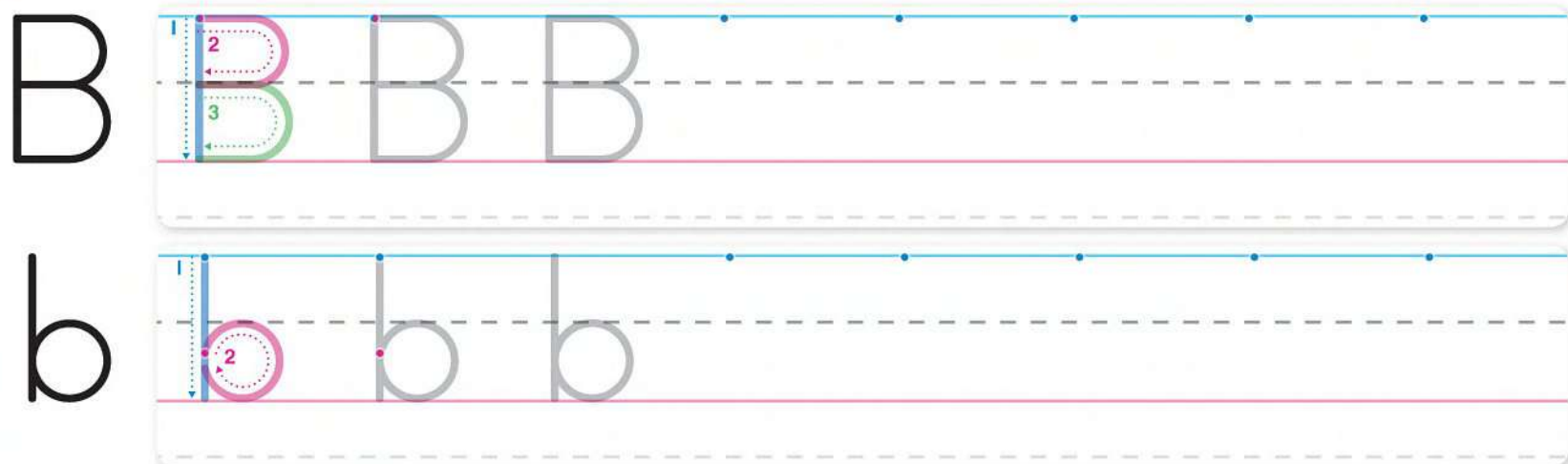
3.



4.



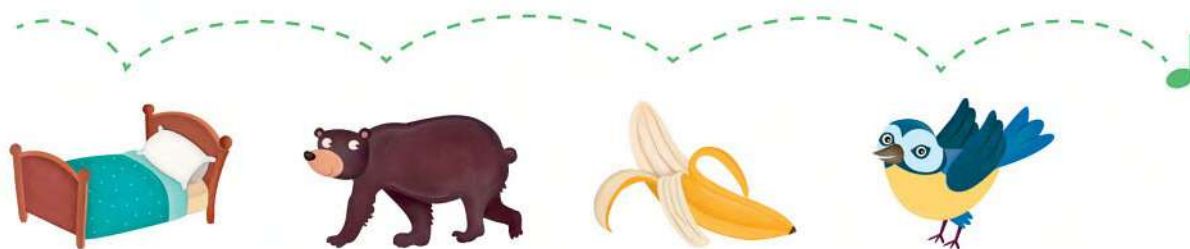
C Trace, write, and say.



D Connect. Then write Bb.



E Listen and chant.



Unit 1

7



Aa



Bb



Cc



Dd



Ee



Ff




Gg

A Listen and repeat. disc 1
10



B Listen, point, and repeat. disc 1
11

1.



2.



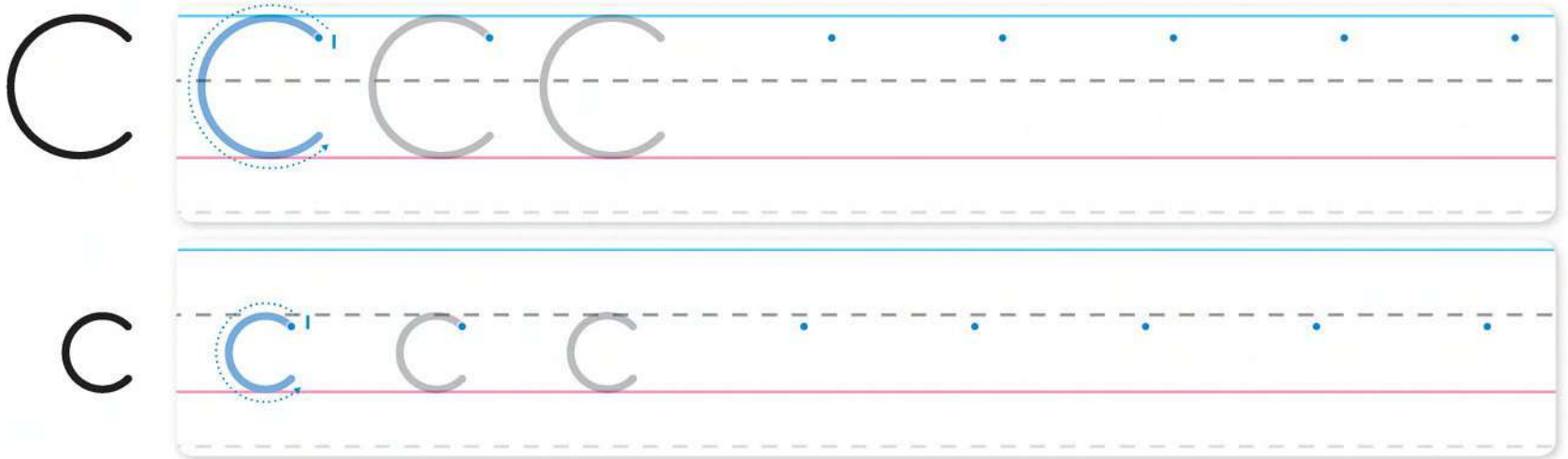
3.



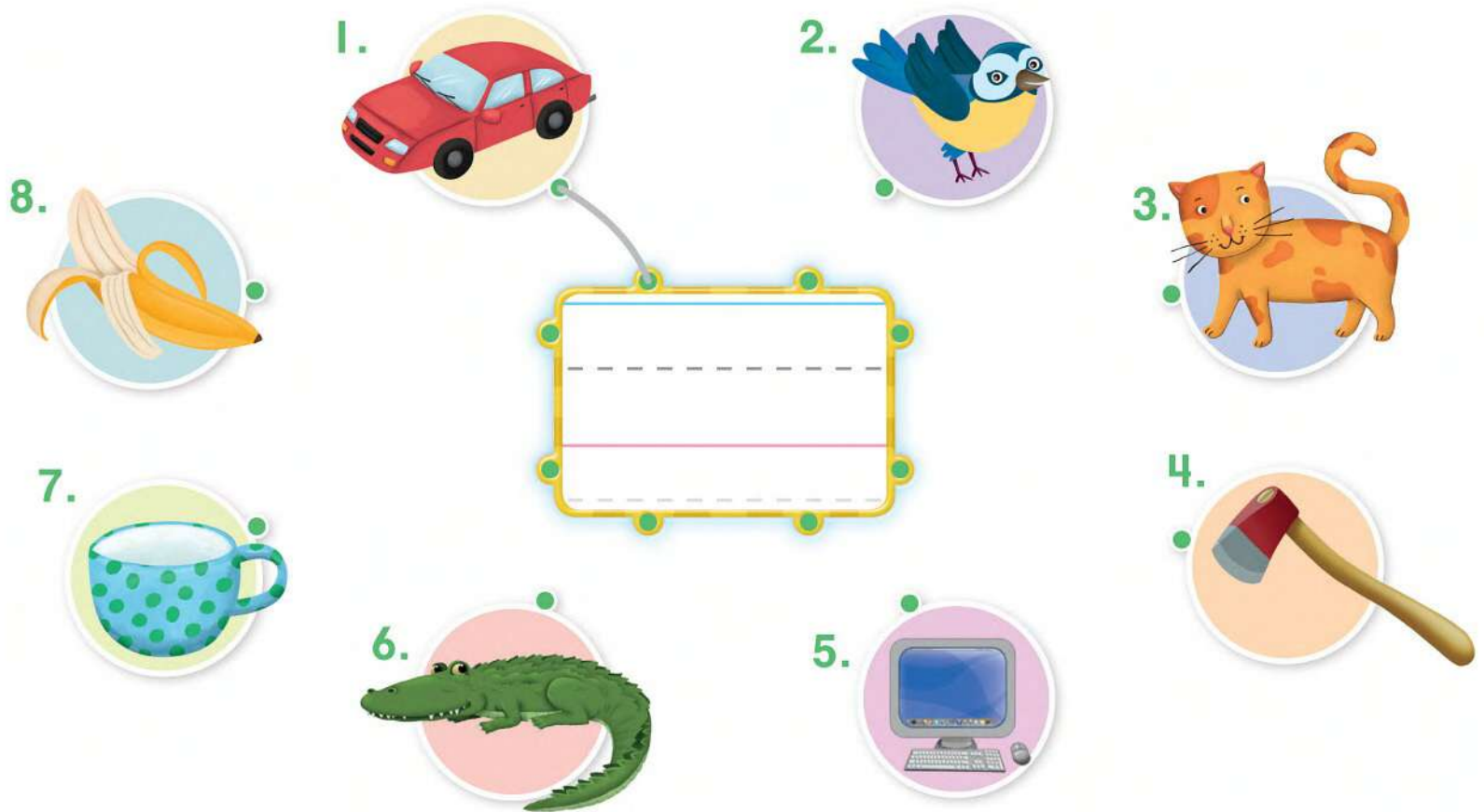
4.



C Trace, write, and say.



D Write Cc. Then match.



E Listen and chant.



A Which ones begin with the same sound? Circle.

1.



2.



3.



B Listen and circle. disc 1
13

1.



C B A
b a c

2.



A B C
a c b

3.



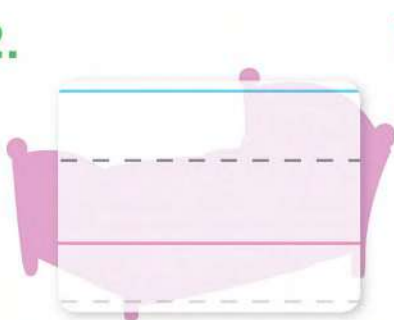
B A C
c b a

C Write.

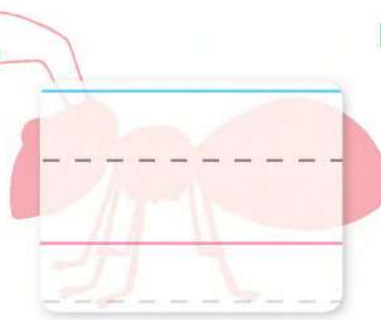
1.



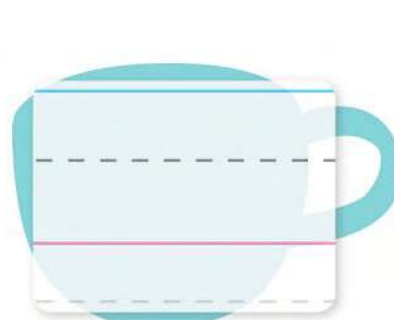
2.



3.



4.



D Look and listen. Read along. disc 1
14



Sight words: an a it is

A Listen and repeat. disc 1 15



dizzy dog

B Listen, point, and repeat. disc 1 16

1.




2.



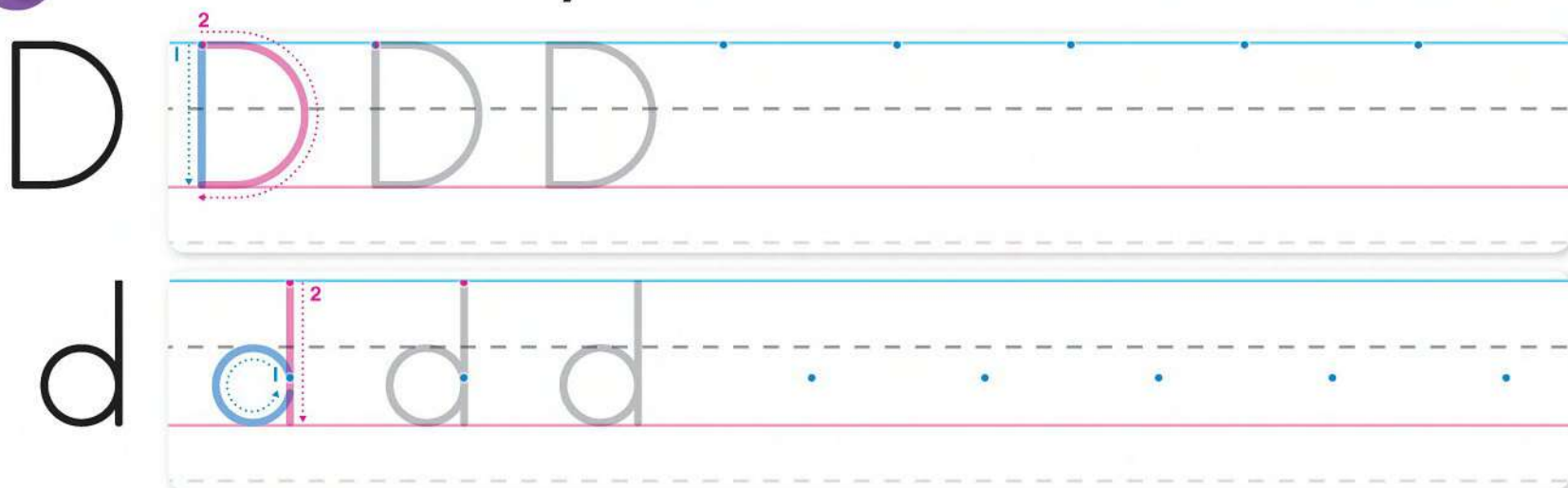
3.



4.



C Trace, write, and say.



D Which one begins with the **d** sound? Listen and circle.

disc 1
17

1.



2.



3.



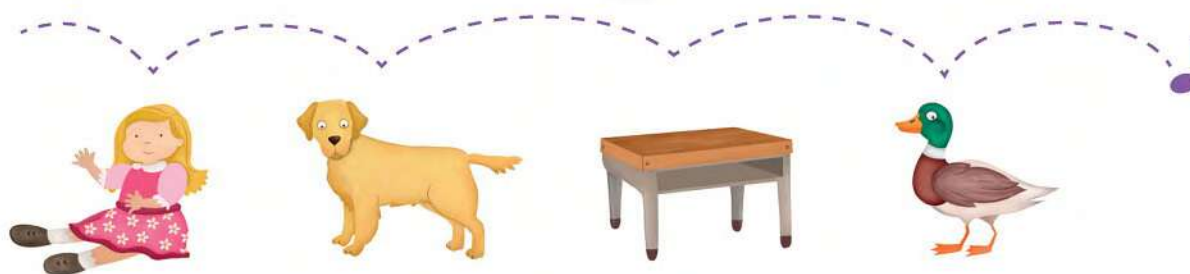
4.



E Listen and chant.

disc 1
18

A




Unit 2

13



A Listen and repeat. disc 1
19

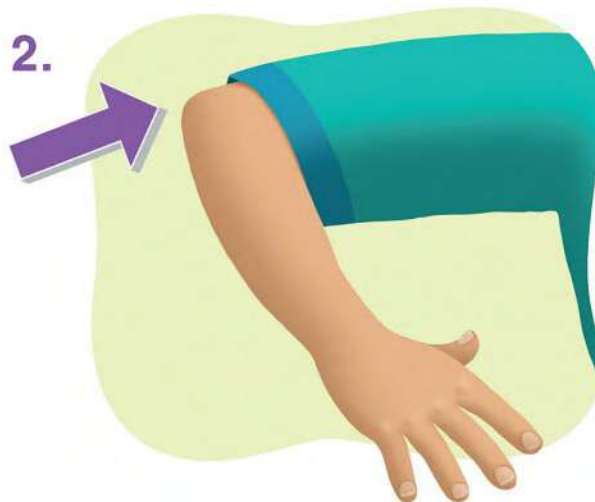


B Listen, point, and repeat. disc 1
20

1.




2.



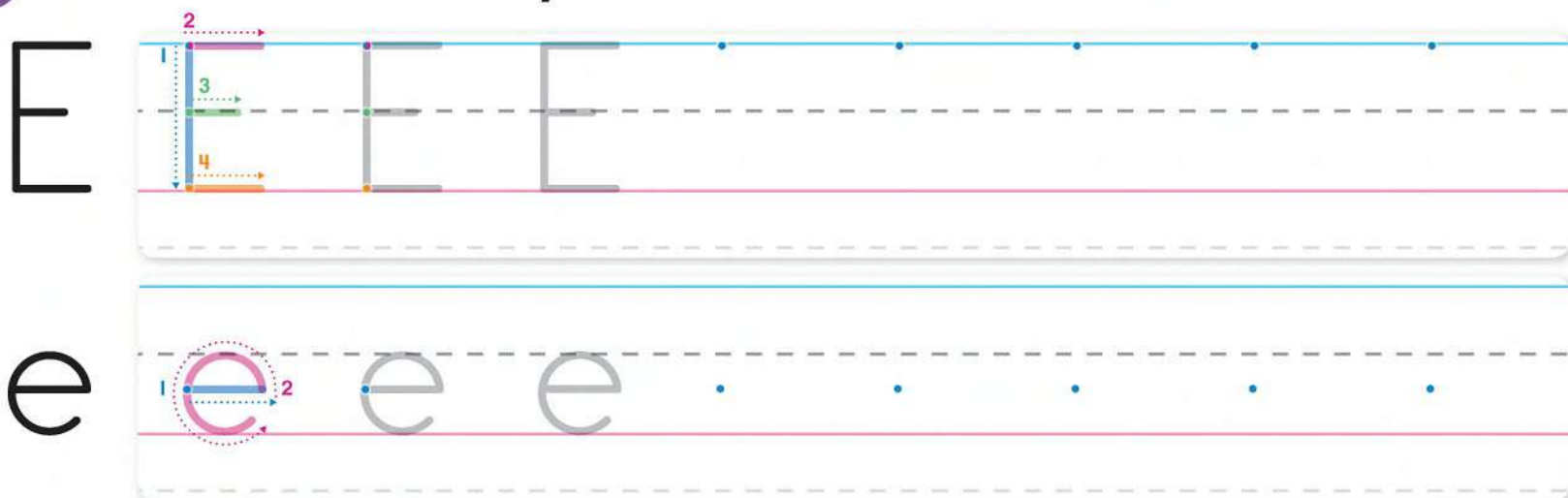
3.



4.

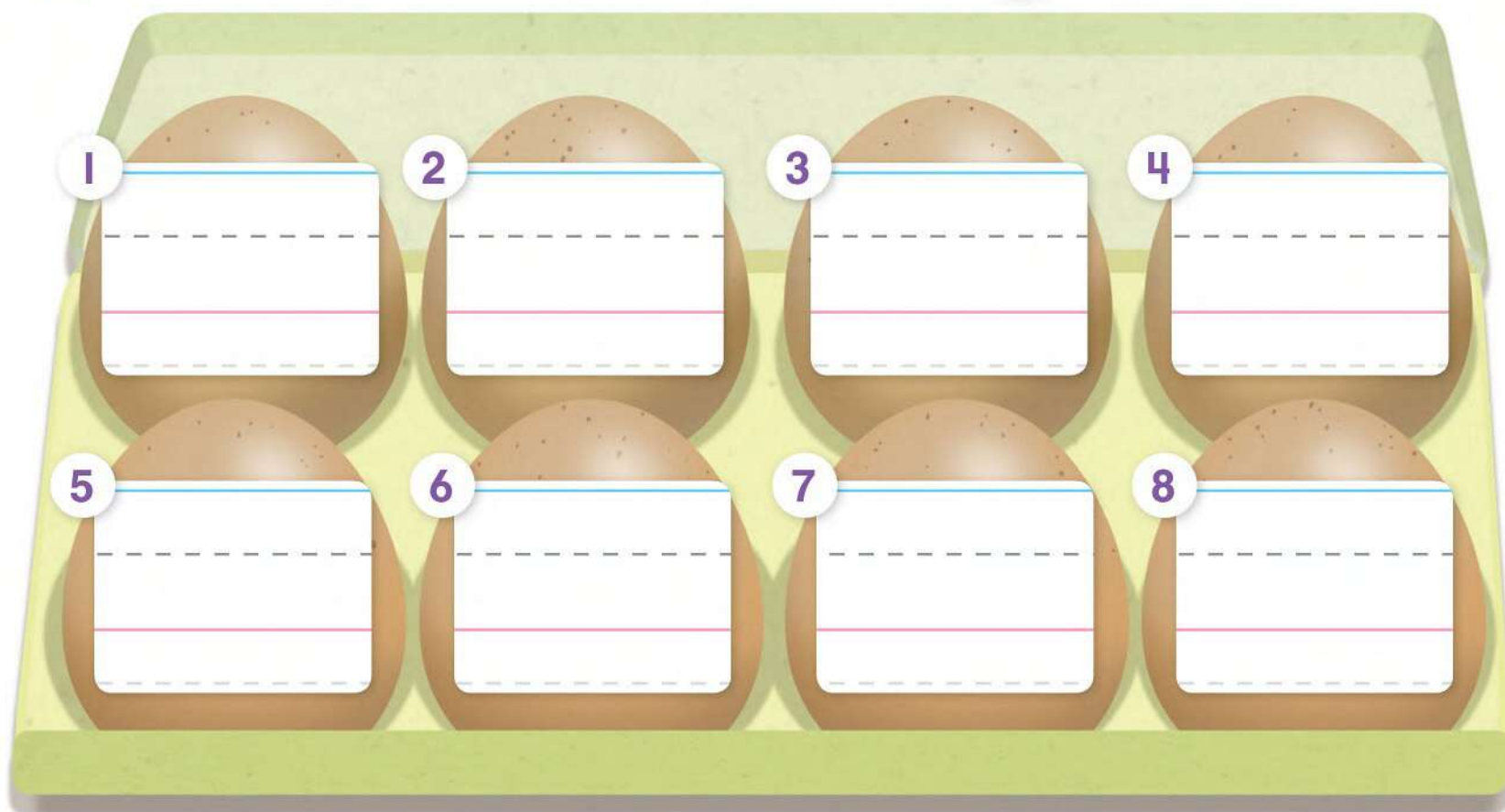


C Trace, write, and say.



D Listen. Then write Ee or cross it out.

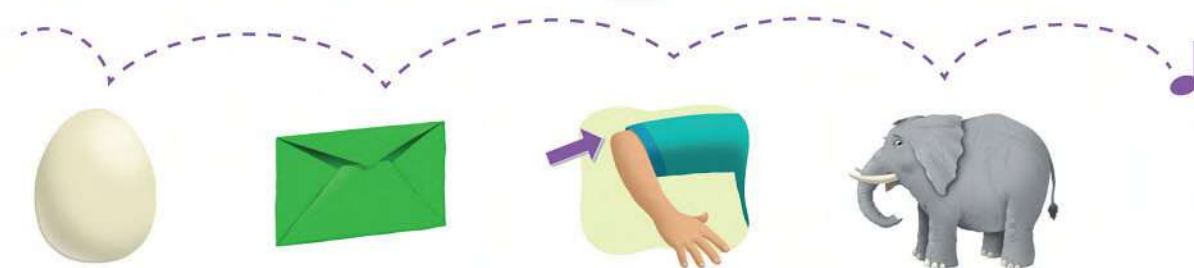
disc 1
21



E Listen and chant.

disc 1
22

An



Unit 2

15



Bb



Cc



Dd



Ee



Ff



Gg




Hh



Ii




A Listen and repeat. disc 1
23



funny fish

B Listen, point, and repeat. disc 1
24

1.



2.



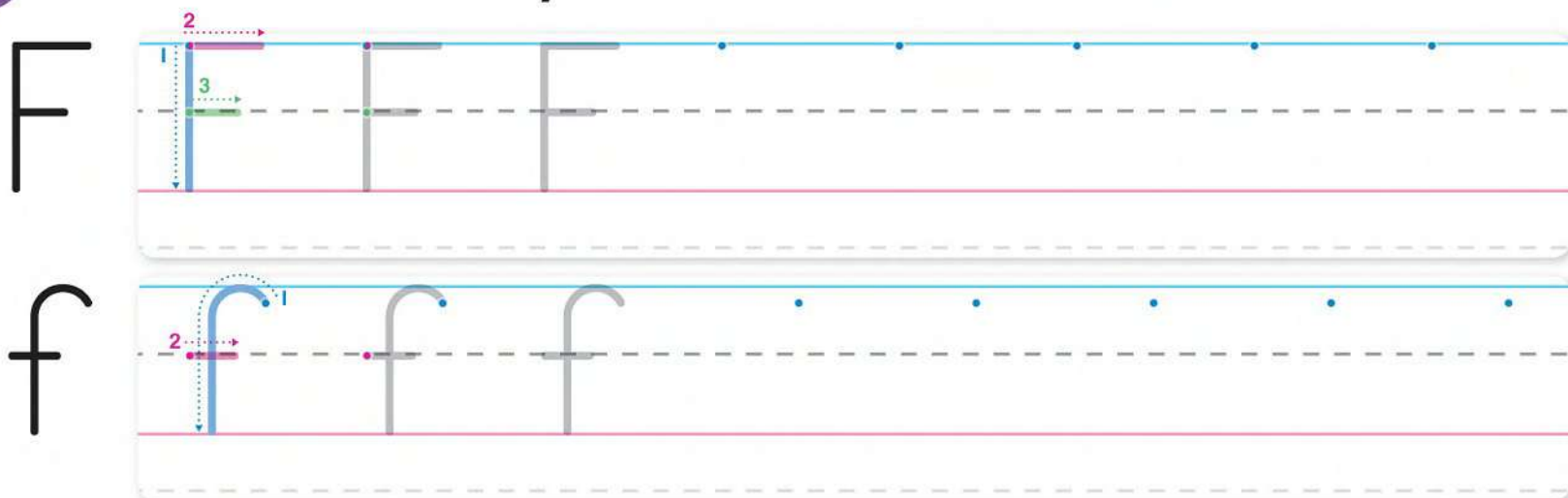
3.



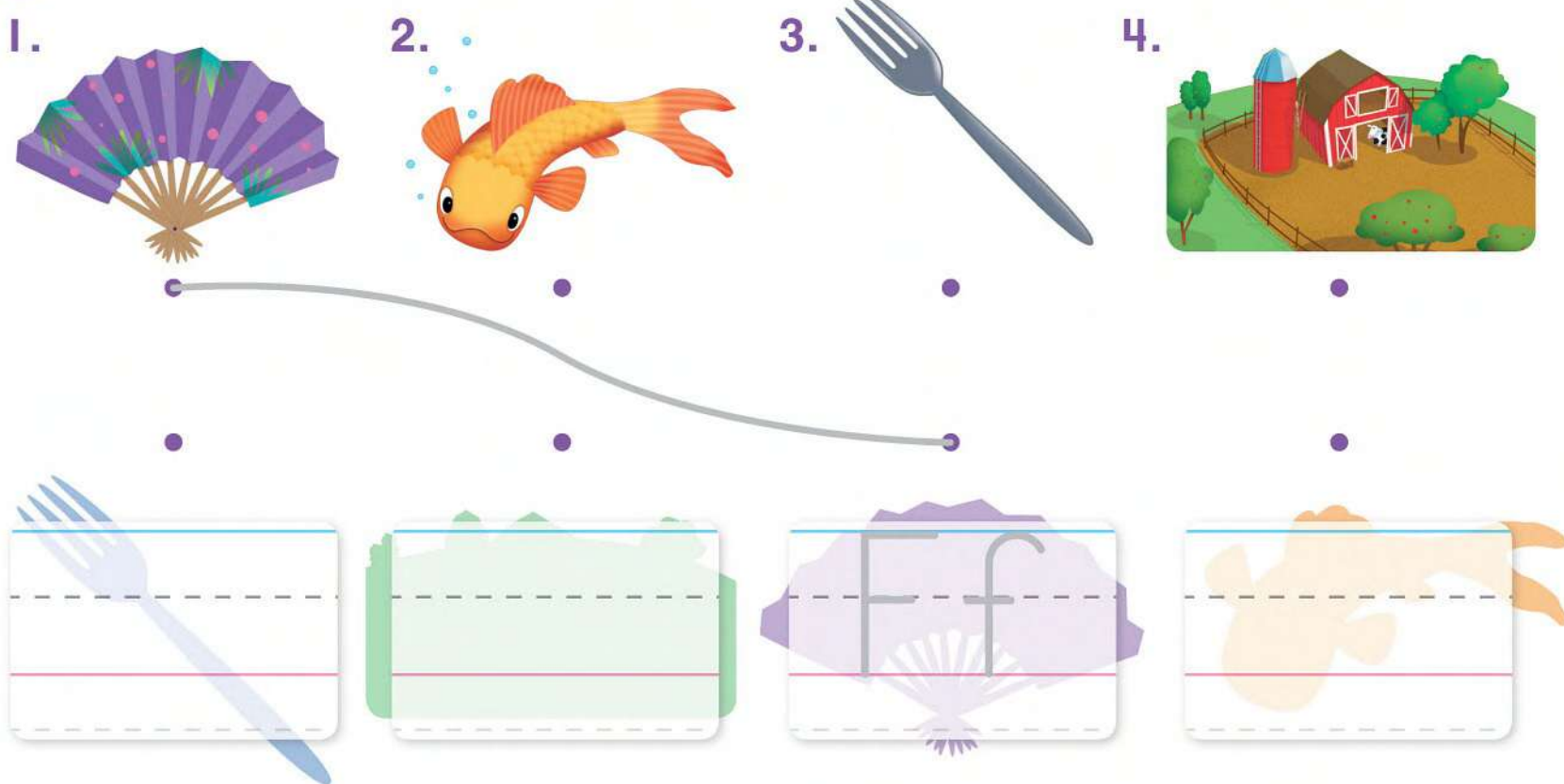
4.



C Trace, write, and say.




D Match and write.



E Listen and chant.



It is a .




A Which ones begin with the same sound? Circle.

1.



2.



3.



B Listen and circle. disc 1 26

1.



D F E
e f d

2.



E D F
d f e


3.



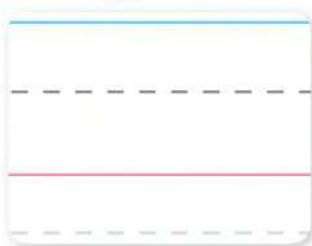
F D E
e d f

C Listen and write. disc 1 27

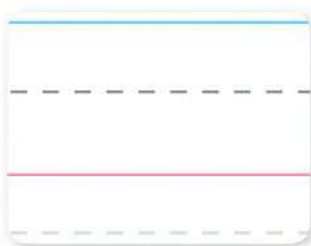
1.



2.



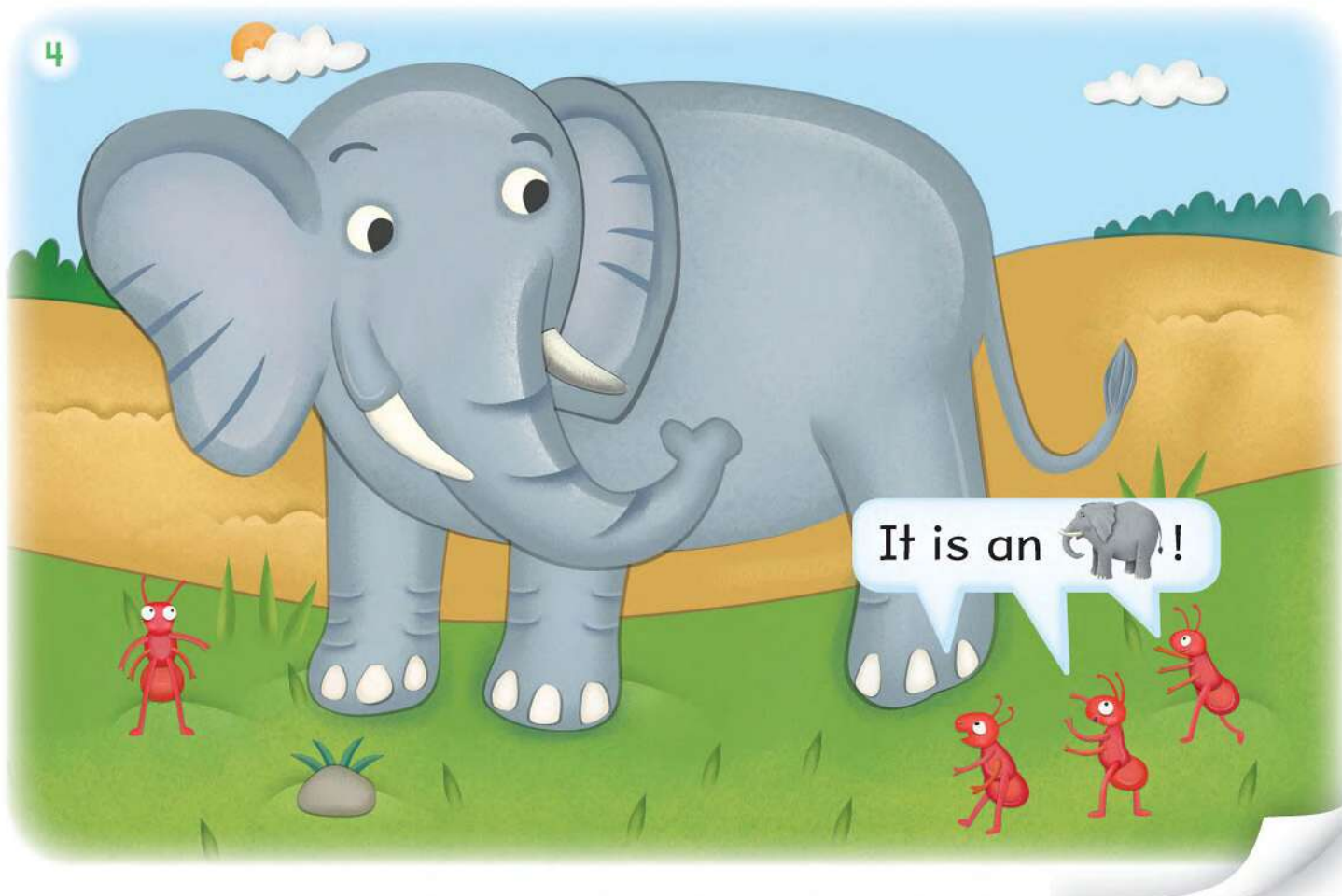


3.



4.



D Look and listen. Read along. disc 1
28



Sight words: I see have



Cc



Dd



Ee



Ff



Gg



Hh



Ii



Jj



Kk

Review 1

Aa Bb Cc Dd Ee Ff



A Look and listen. Sing along.

disc 1
29



Song






Aa

Bb

B Listen, circle, and write. disc 1
30

1.



2.



3.



4.



5.



6.




C Listen. Do you hear the same sound? Draw 😊 or ☹️. disc 1
31


1.



2.




3.



4.



5.

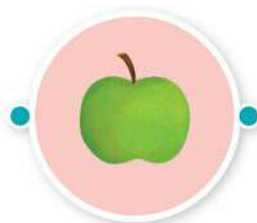


6.



D Match and say.

1. C



• a

2. F



• f

3. B



• e

4. D



• c

5. A



• b

6. E



• d



E Play the game.




A Listen and repeat. disc 1 32



good gorilla

B Listen, point, and repeat. disc 1 33

1.



2.




3.



4.




C Trace, write, and say.



D Which one begins with the **g** sound? Listen and circle.

disc 1
34



E Listen and chant.

disc 1
35

I see a .




A Listen and repeat. disc 1
36



happy horse

B Listen, point, and repeat. disc 1
37




2.



3.

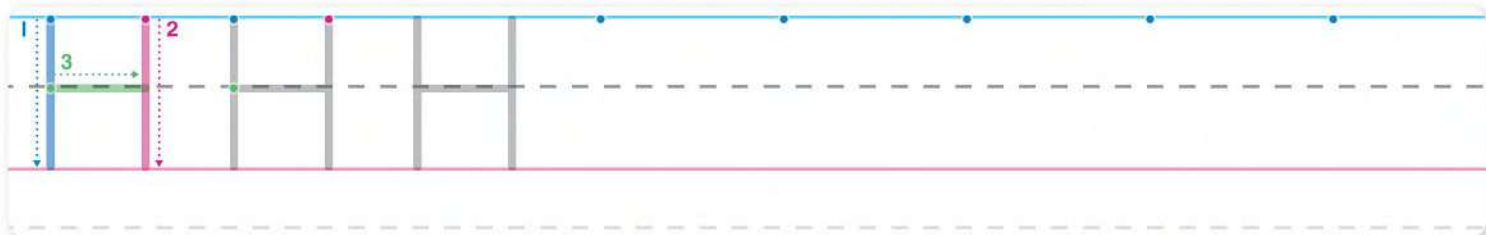


4.

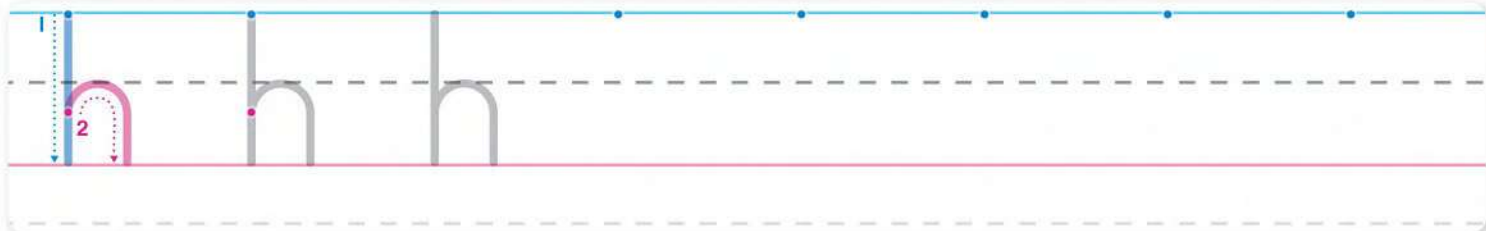


C Trace, write, and say.

H



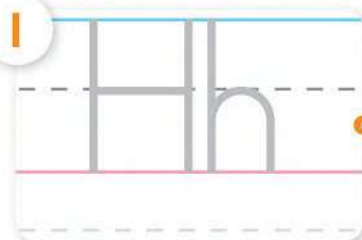
h



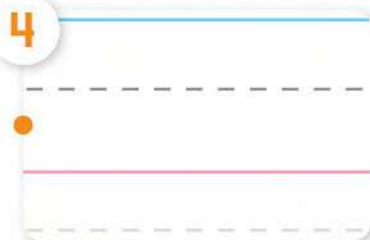
D Listen and write. Then match.

disc 1
38

1



4



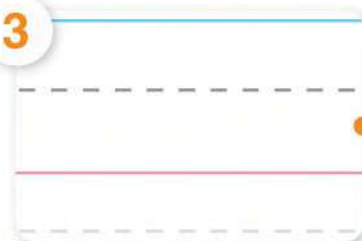
2



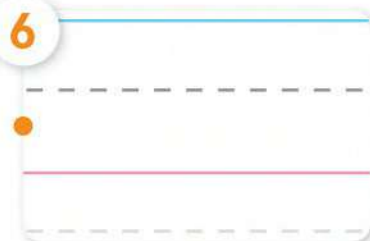
5



3




6



E Listen and chant.

disc 1
39

It is a



Unit 3

27



Ee



Ff



Gg



Hh



Ii



Jj



Kk



Ll





Mm

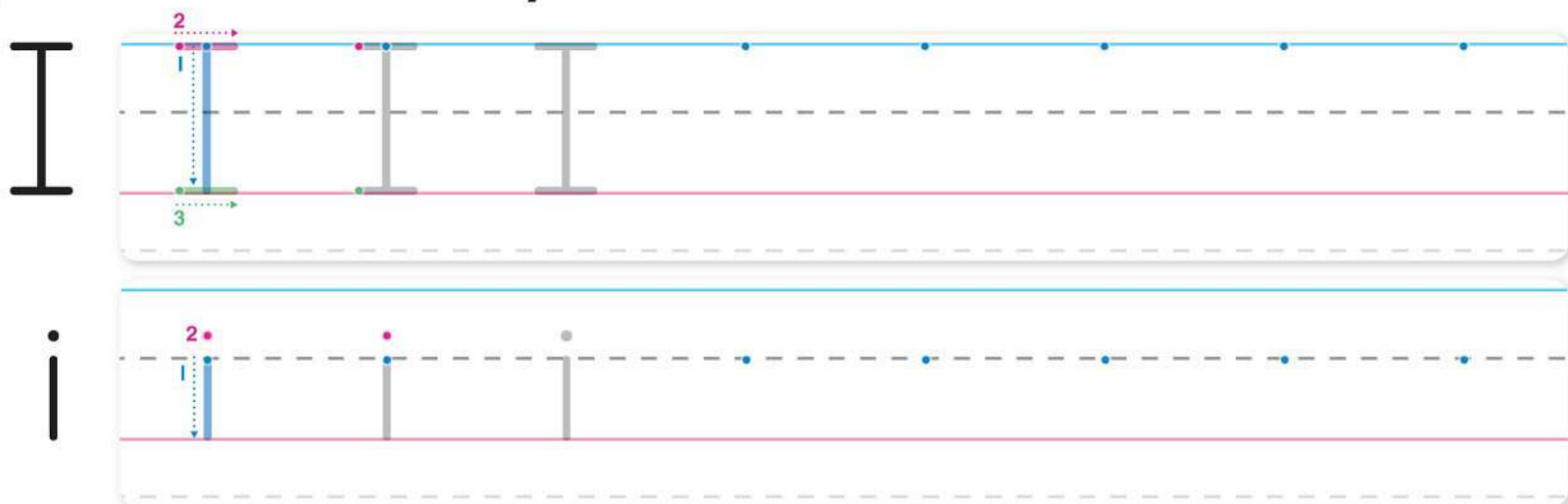
A Listen and repeat. disc 1
40




B Listen, point, and repeat. disc 1
41



C Trace, write, and say.



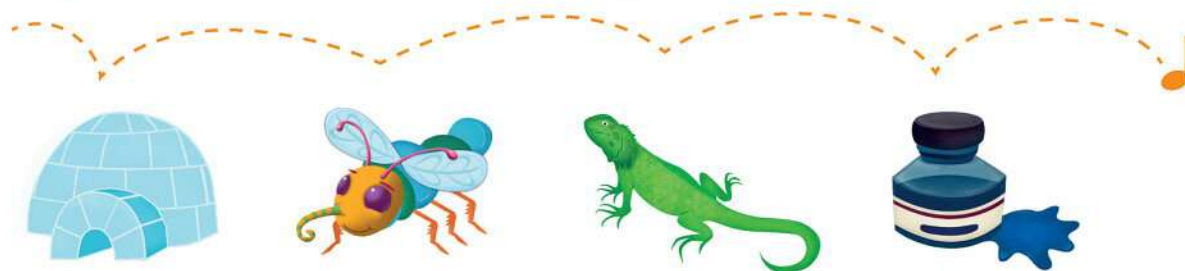
D Which ones begin with the **i** sound? Trace and color.



E Listen and chant.



I have an



A Which ones begin with the same sound? Circle.

1.



2.



3.



B Listen and circle. disc 1 43

1.



I G H
g h i

2.



G I H
i h g

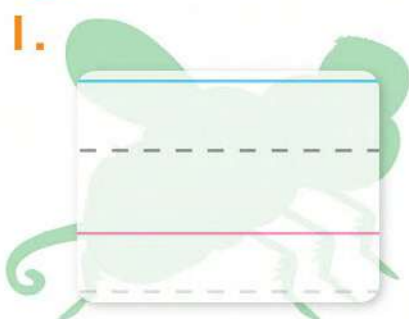
3.



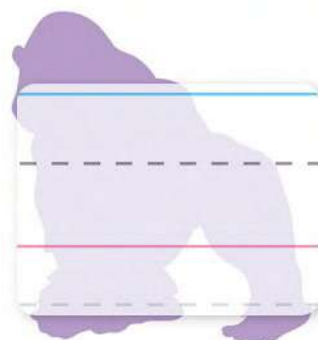
H G I
h i g

C Write.

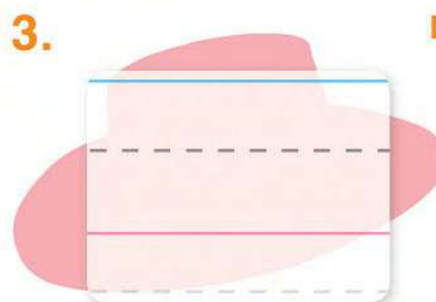
1.




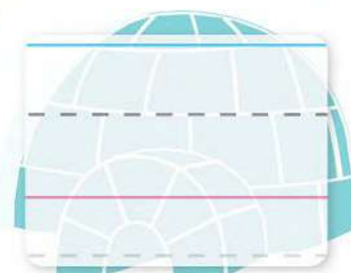
2.



3.






4.



D Look and listen. Read along.

disc 1
44



Sight words: want this my



Ff



Gg



Hh



Ii



Jj



Kk



Ll



Mm



Nn

A Listen and repeat. disc 1 45



Jj

jumbo jet

B Listen, point, and repeat. disc 1 46


1.



2.



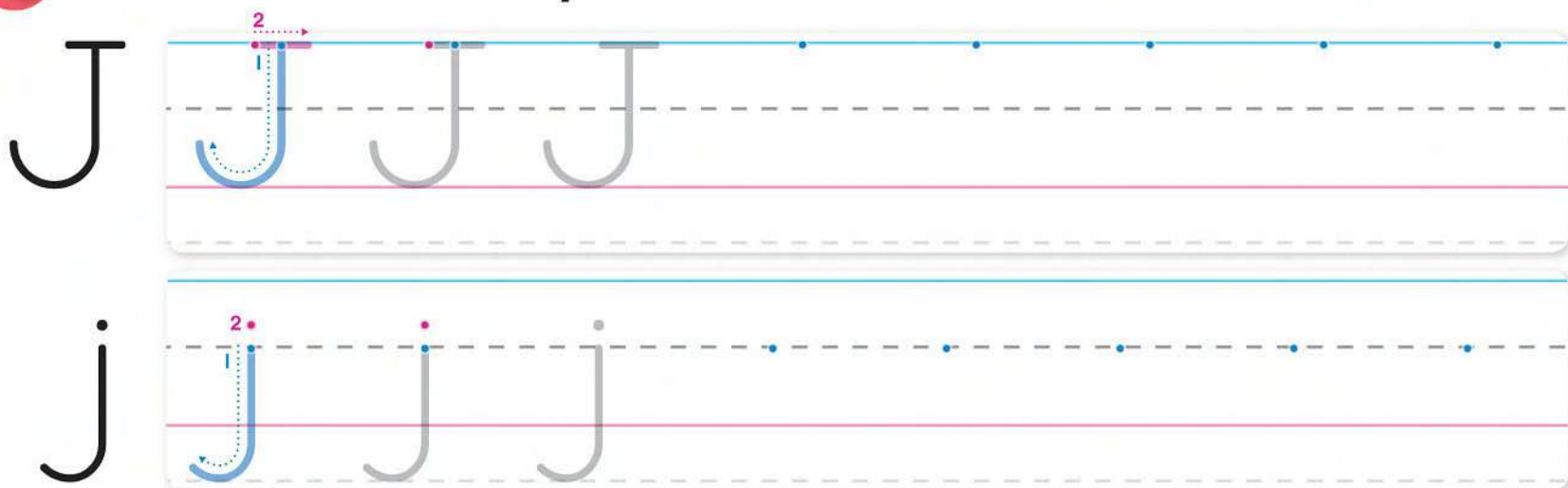
3.



4.



C Trace, write, and say.



D Connect. Then write Jj.



E Listen and chant.



I want .



A Listen and repeat. disc 1
48




Kk

kicking kangaroo

B Listen, point, and repeat. disc 1
49

1.



2.



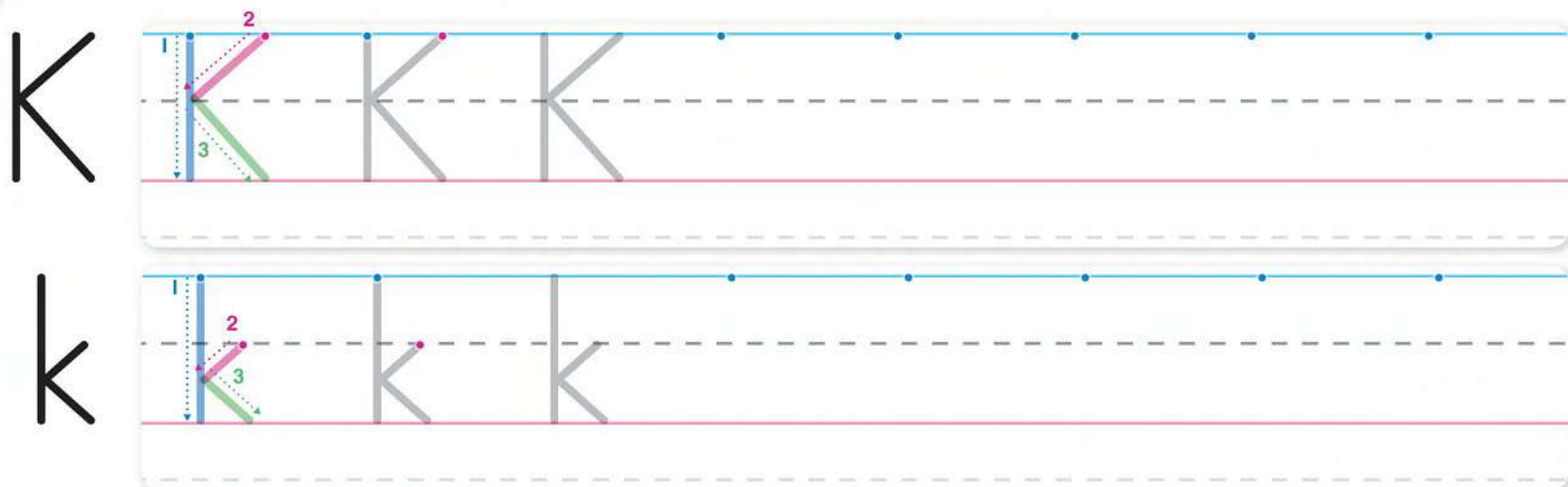
3.



4.



C Trace, write, and say.




D Listen. Then write Kk or cross it out.


disc 1
50



E Listen and chant.

disc 1
51

This is a  .



A Listen and repeat. disc 1
52



lazy lion

B Listen, point, and repeat. disc 1
53

1.



2.



3.



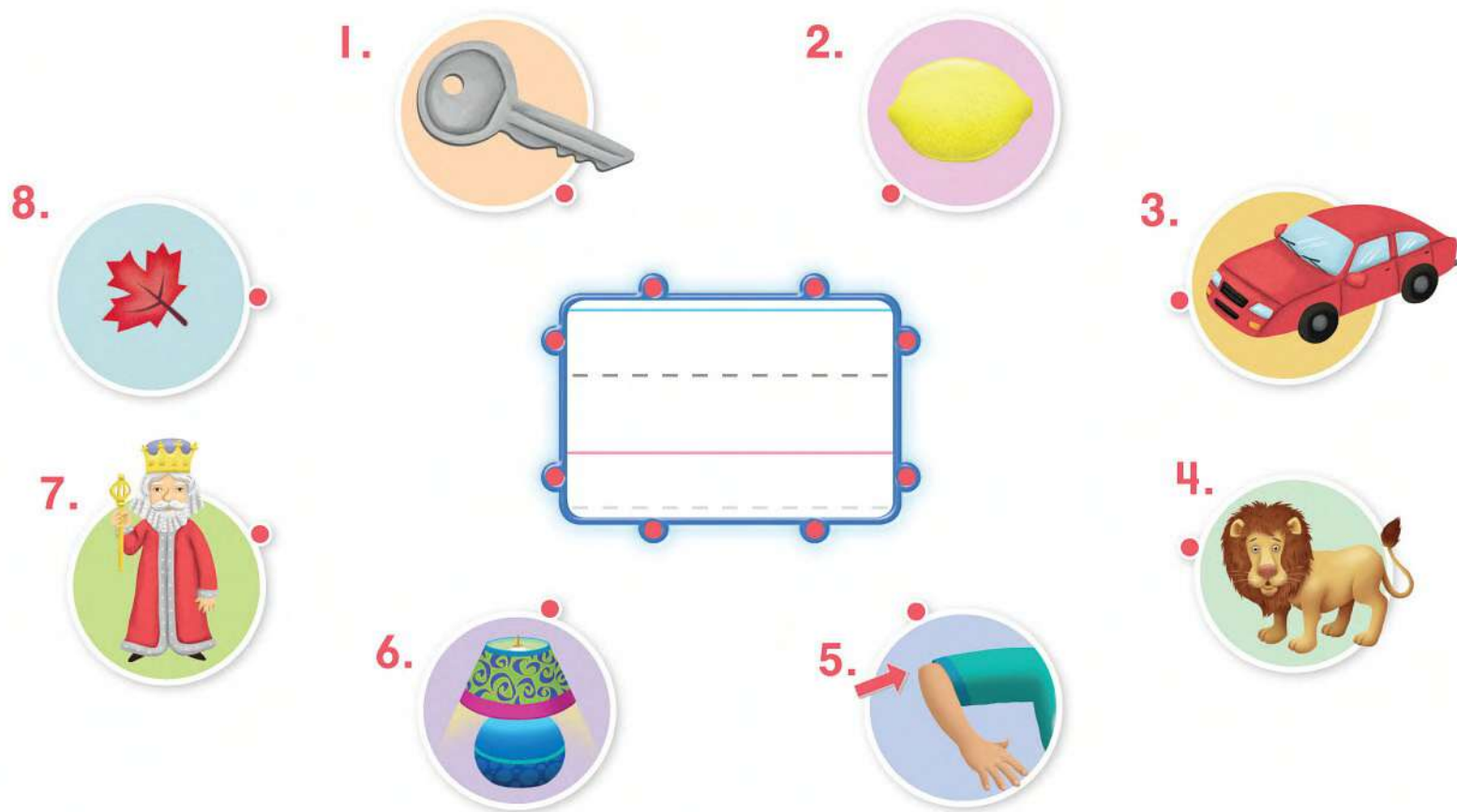
4.



C Trace, write, and say.




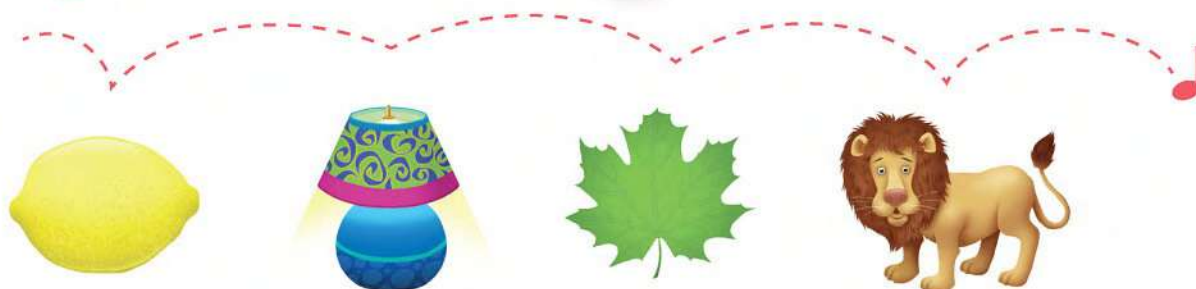
D Write Ll. Then match.



E Listen and chant.



This is my .



A Which ones begin with the same sound? Circle.

1.



2.



3.



B Listen and circle. disc 1 55

1.



K L J
l k j

2.



J K L
k l j

3.



L J K
j l k

C Listen and write. disc 1 56

1.

Handwriting practice lines (top, dashed middle, bottom).

2.

Handwriting practice lines (top, dashed middle, bottom).

3.

Handwriting practice lines (top, dashed middle, bottom).

4.

Handwriting practice lines (top, dashed middle, bottom).

D Look and listen. Read along. disc 1 57



Sight words: that like the and

Review 2

Gg Hh Ii Jj Kk Ll

Song

A Look and listen. Sing along.

disc 1
58



B Listen, circle, and write. disc 1
59

1.



Handwriting practice lines (top, dashed middle, bottom).

2.



Handwriting practice lines (top, dashed middle, bottom).

3.



Handwriting practice lines (top, dashed middle, bottom).

4.



Handwriting practice lines (top, dashed middle, bottom).

5.



Handwriting practice lines (top, dashed middle, bottom).

6.



Handwriting practice lines (top, dashed middle, bottom).



Ii



Jj



Kk



Ll



Mm



Nn



Oo







Pp




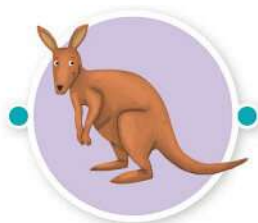
Qq

C Listen. Do you hear the same sound? Draw 😊 or ☹️. disc 1
60



D Match and say.

1. G •



• h

2. J •



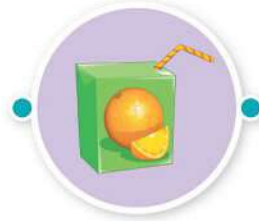
• k

3. H •



• l

4. I •



• g

5. L •



• j

6. K •



• i




E Play the game.



A Listen and repeat.

disc 2
02



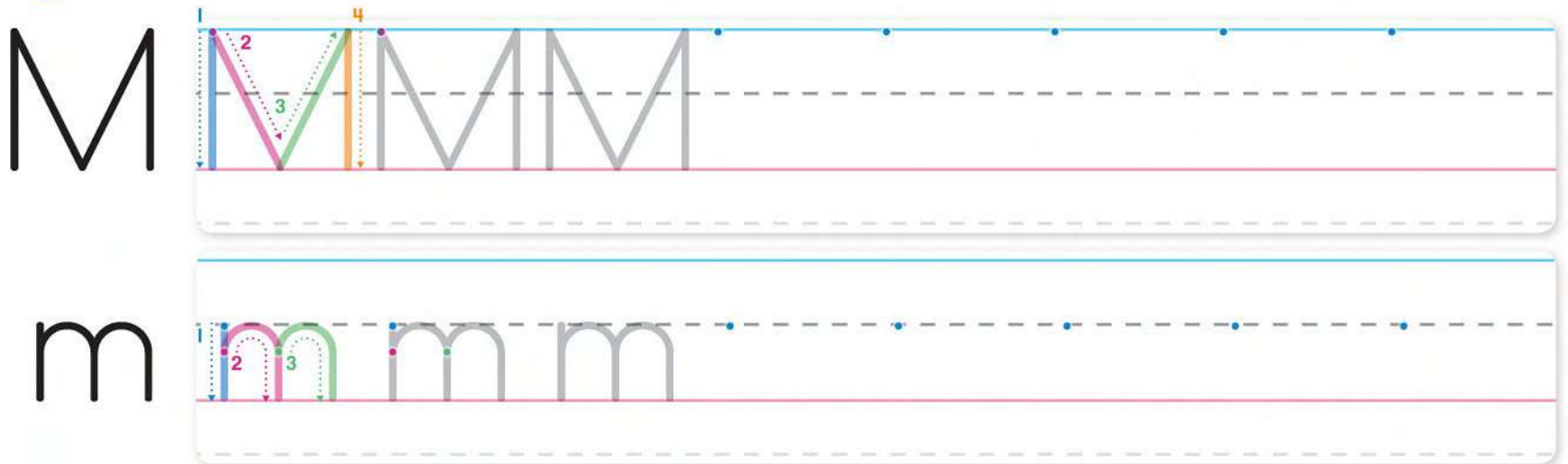
merry monkey

B Listen, point, and repeat.

disc 2
03



C Trace, write, and say.



D Listen and write. Then match. disc 2 04

1				4
2				5
3				6

E Listen and chant. disc 2 05

I like the .



A Listen and repeat.

disc 2
06



noisy nut

B Listen, point, and repeat.

disc 2
07


1.



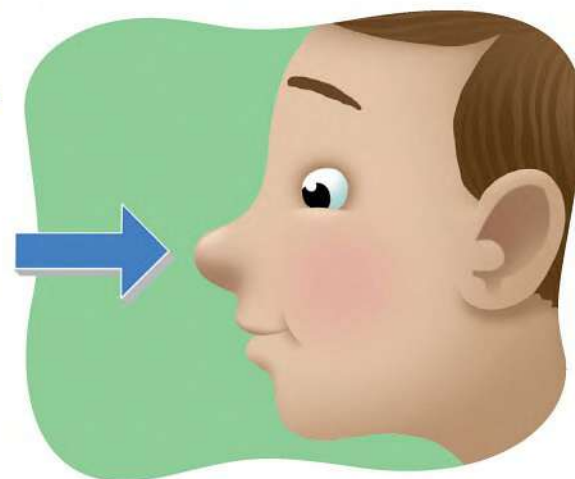
2.




3.



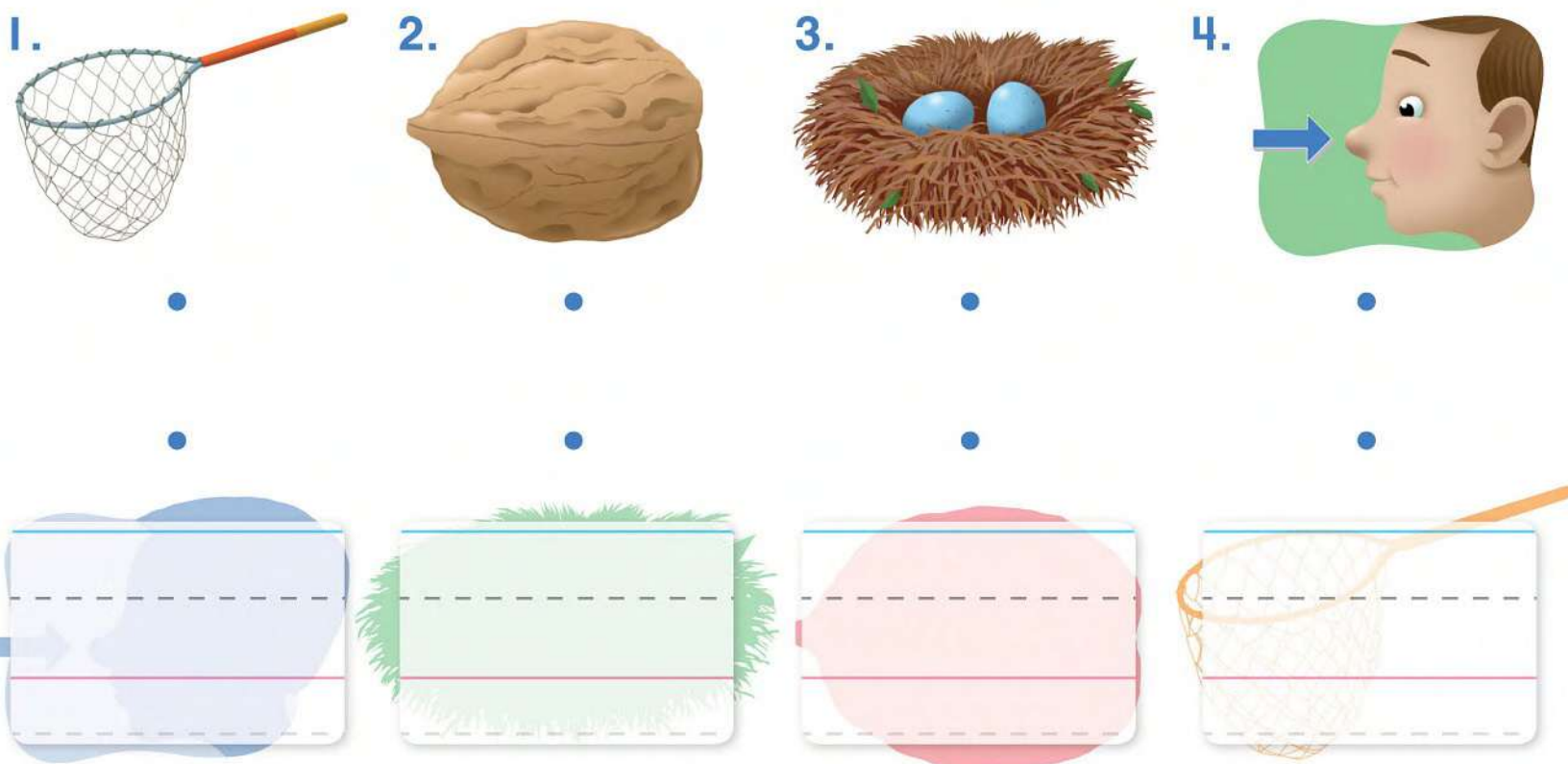
4.



C Trace, write, and say.




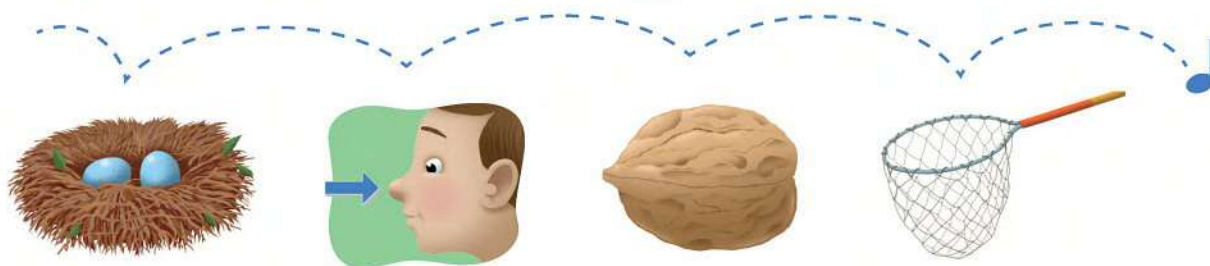
D Match and write.



E Listen and chant.



That is a .



A Listen and repeat.

disc 2
09



orange octopus


B Listen, point, and repeat.

disc 2
10

1.




2.



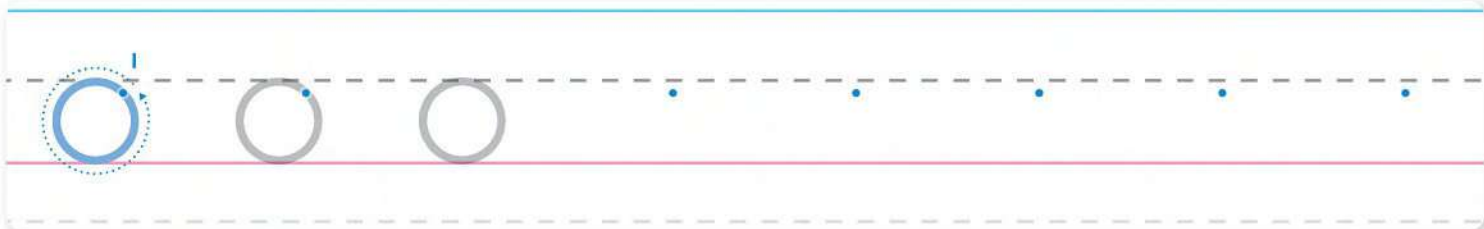
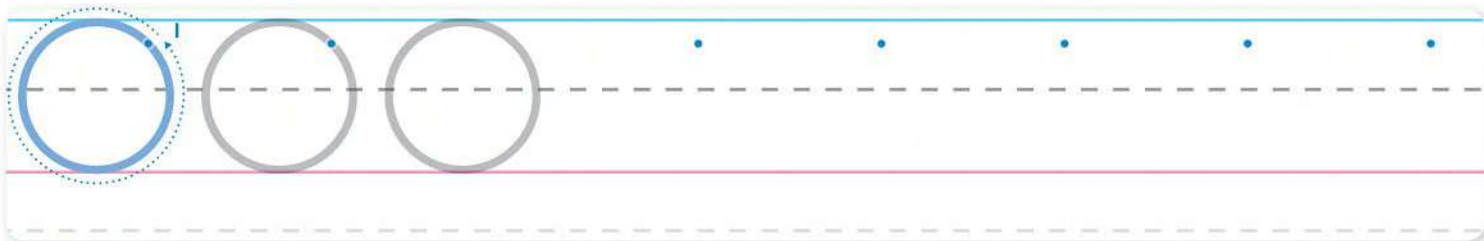
4.



3.



C Trace, write, and say.



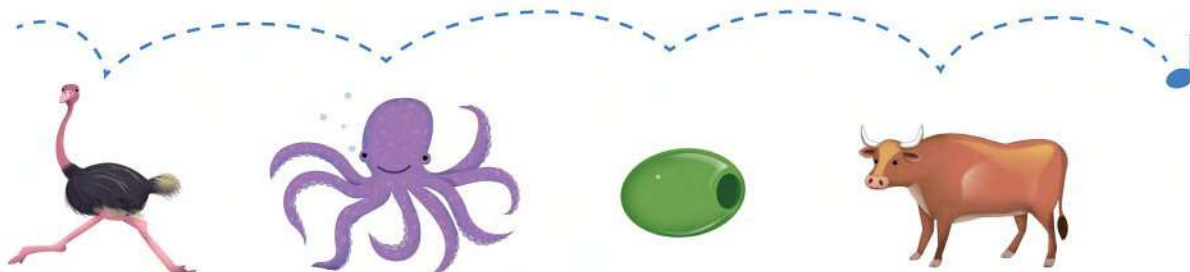
D Which ones begin with the **o** sound? Trace and color.



E Listen and chant.



I see the .



A Which ones begin with the same sound? Circle.

1.



2.



3.



B Listen and circle.

disc 2
12

1.



M O N
o n m

2.



M N O
n o m


3.



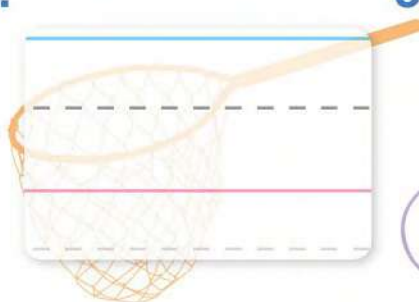
O M N
m n o

C Write.


1.



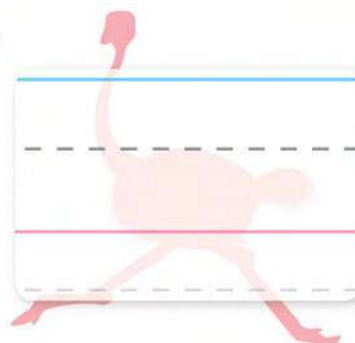
2.




3.



4.



D Look and listen. Read along. disc 13



Sight words: no yes your

A Listen and repeat.

disc 2
14




pink peach


B Listen, point, and repeat.

disc 2
15

1.




2.



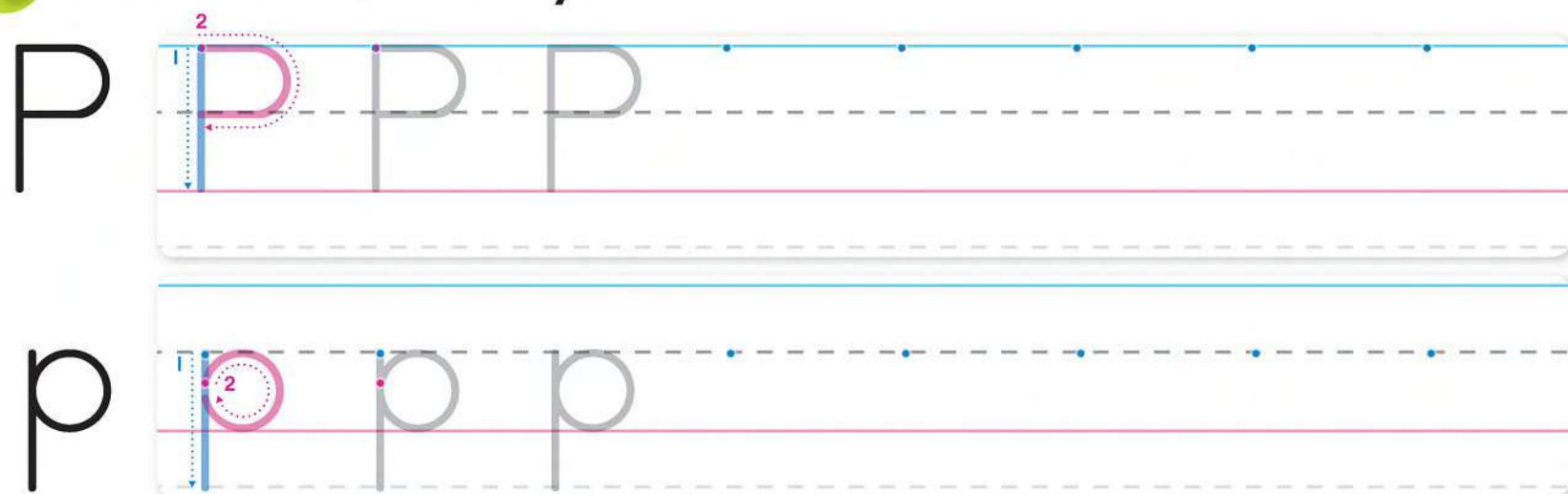
3.



4.




C Trace, write, and say.




D Which one begins with the **p** sound? Listen and circle.


disc 2
16



E Listen and chant.

disc 2
17

Is that your  ?



A Listen and repeat.

disc 2
18




B Listen, point, and repeat.

disc 2
19

1.



2.



3.

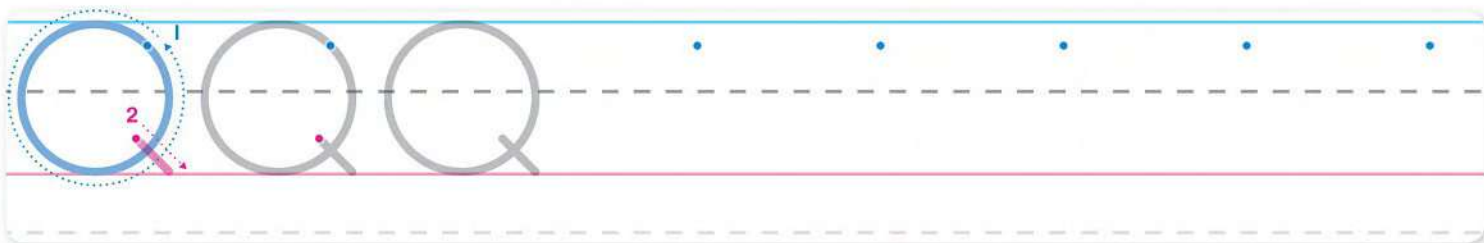


4.

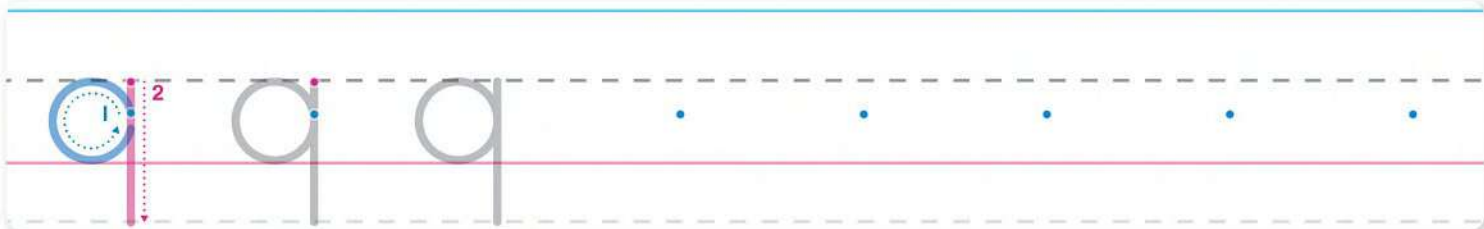


C Trace, write, and say.

Q



q



D Match and write.

1.




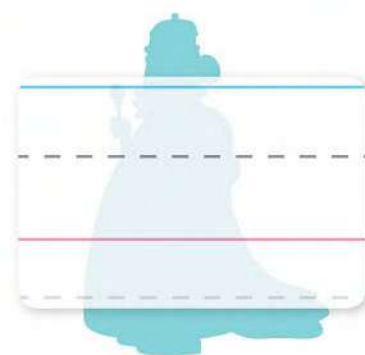

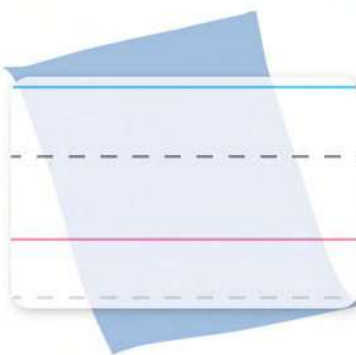
2.



3.




4.



E Listen and chant.



Is this a



?



A Listen and repeat.

disc 2
21



racing rabbit


B Listen, point, and repeat.

disc 2
22

1.




2.




3.



4.



C Trace, write, and say.




D Connect. Then write Rr.




E Listen and chant.  23 

That is your .



A Which ones begin with the same sound? Circle.

1.



2.



3.



B Listen and circle. disc 24

1.



P Q R
p r q

2.



Q P R
p q r

3.



R P Q
q r p

C Listen and write. disc 25

1.

Handwriting practice lines (top solid, middle dashed, bottom solid).

2.

Handwriting practice lines (top solid, middle dashed, bottom solid).

3.

Handwriting practice lines (top solid, middle dashed, bottom solid).

4.

Handwriting practice lines (top solid, middle dashed, bottom solid).

D Look and listen. Read along. disc 2
26



Sight words: am small big



A Look and listen. Sing along.

disc 27



Song



B Listen, circle, and write. disc 28

1.



Blank writing lines for item 1.

2.



Blank writing lines for item 2.

3.



Blank writing lines for item 3.

4.



Blank writing lines for item 4.

5.



Blank writing lines for item 5.






6.



Blank writing lines for item 6.



C Listen. Do you hear the same sound? Draw 😊 or ☹️. disc 29



D Match and say.

1. P •


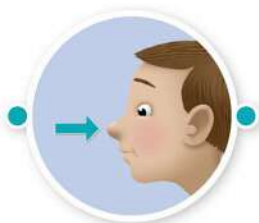
2. M •

3. Q •

4. O •

5. R •

6. N •



• r

• q

• n

• o

• m

• p

E Play the game.




A Listen and repeat. disc 2 30




super seal

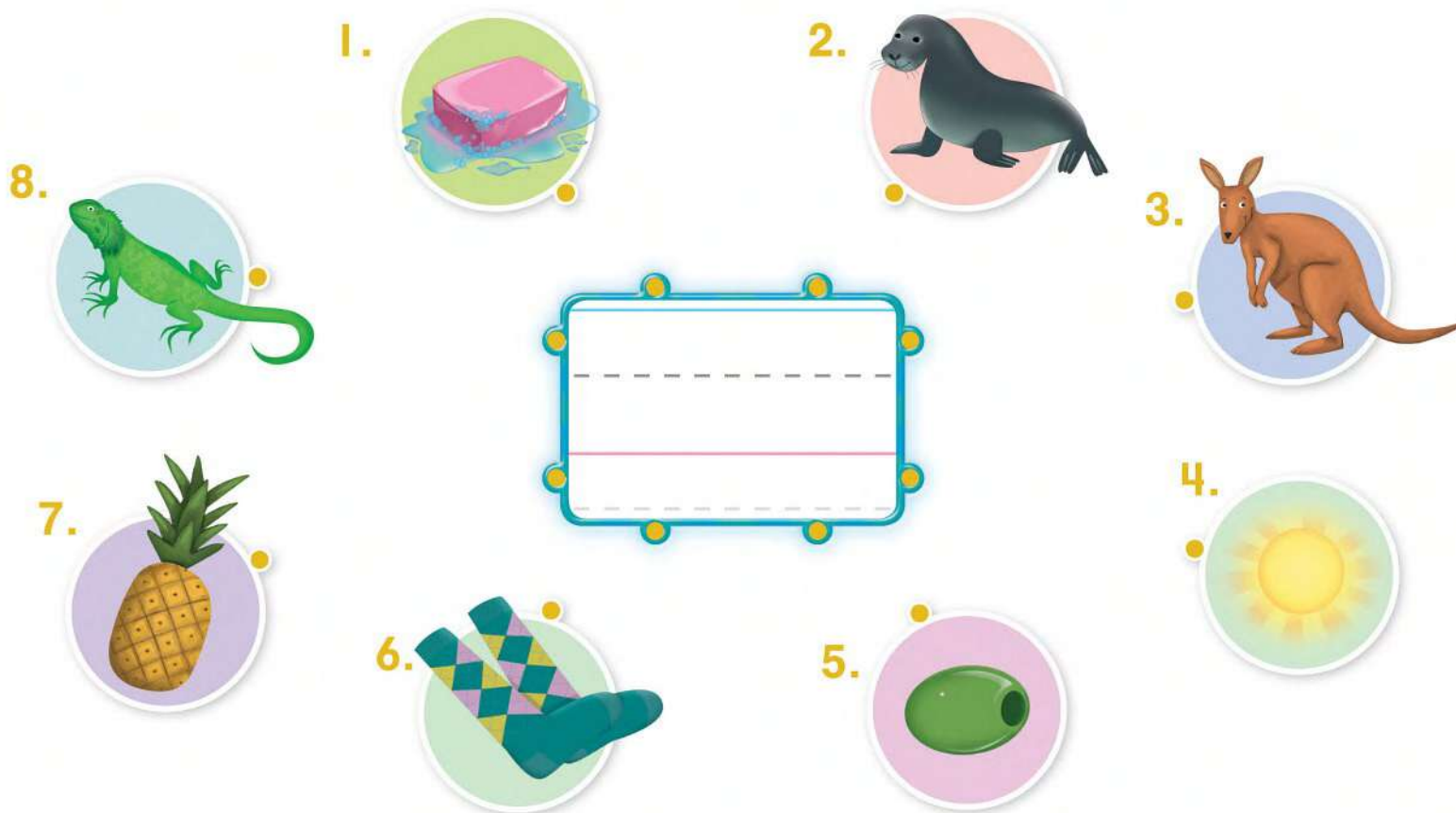
B Listen, point, and repeat. disc 2 31



C Trace, write, and say.





D Write Ss. Then match.




E Listen and chant.



I see the .



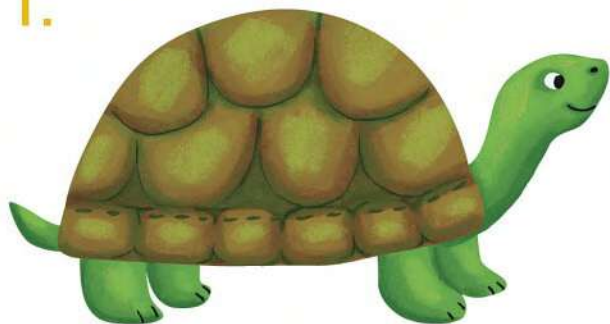
A Listen and repeat. disc 2 33



tall turtle

B Listen, point, and repeat. disc 2 34


1.



2.



3.




4.



C Trace, write, and say.




D Which ones begin with the **t** sound? Trace and color.



E Listen and chant.



That is my .



Qq



Rr



Ss



Tt



Uu



Vv



Ww



Xx

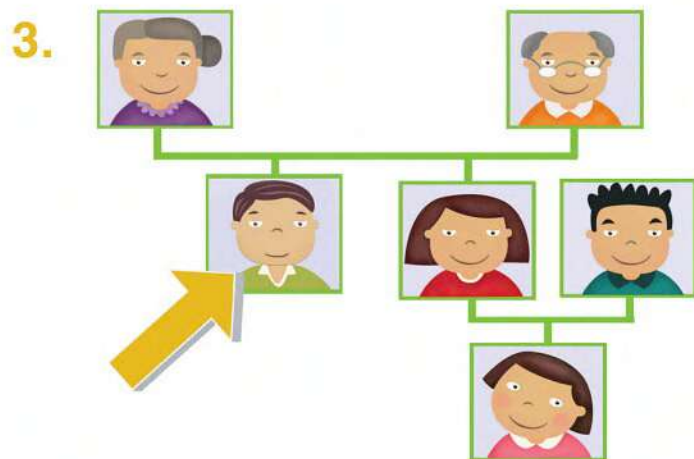


A Listen and repeat. disc 2
36

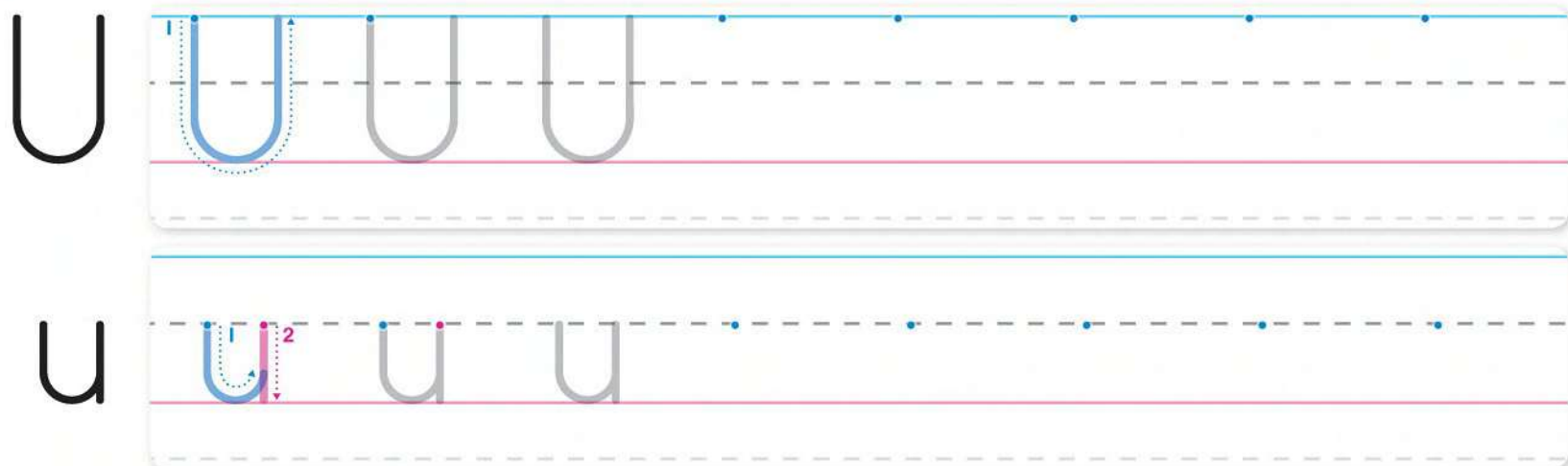


unhappy umbrella

B Listen, point, and repeat. disc 2
37



C Trace, write, and say.



D Listen and write. Then match. disc 2
38

1				4
2				5
3				6

E Listen and chant. disc 2
39

This is an .



A Listen and repeat. disc 2
40



violet van

B Listen, point, and repeat. disc 2
41

1.



2.



3.

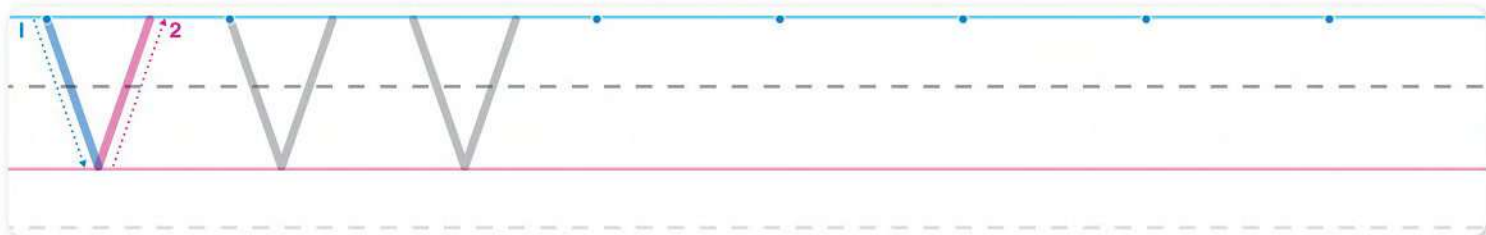


4.




C Trace, write, and say.

V




v



D Which one begins with the **v** sound? Listen and circle.

disc 2
42

1.



2.



3.




4.



E Listen and chant.

disc 2
43

Is this your  ?



Unit 7 71



A Which ones begin with the same sound? Circle.

1.



2.



3.



4.



B Listen and circle. disc 2 44

1.



S V U
u s v

2.



S T V
t s v

3.



T S U
u s t

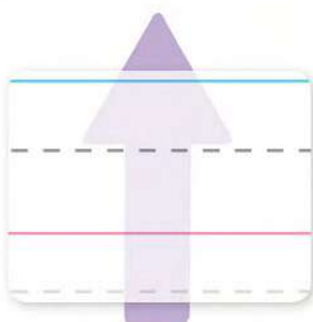
4.




U T V
v t u

C Write.

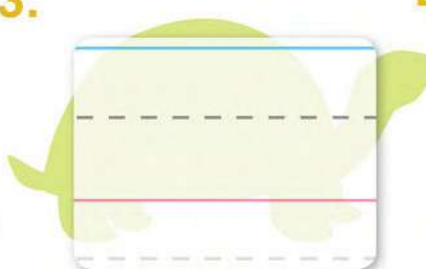
1.



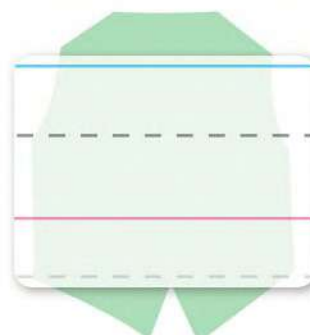
2.




3.



4.



D Look and listen. Read along. disc 2 45



Sight words: hi he do you don't



A Listen and repeat.

disc 2
46



wise wolf


B Listen, point, and repeat.

disc 2
47

1.



2.



3.



4.



C Trace, write, and say.




D Listen. Then write Ww or cross it out.

disc 2
48



E Listen and chant.

disc 2
49

Do you see a  ?



A Listen and repeat.

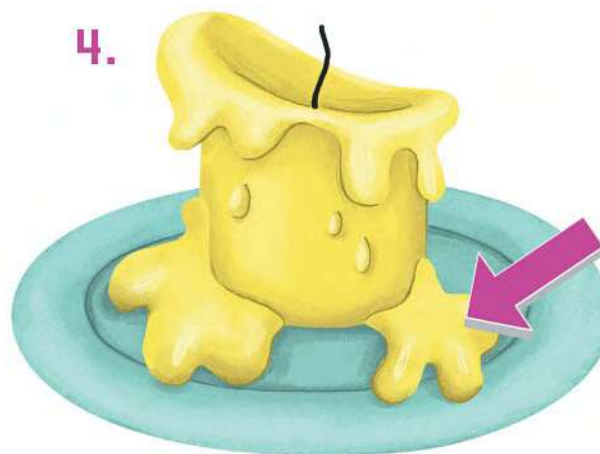
disc 2
50



fox in a box

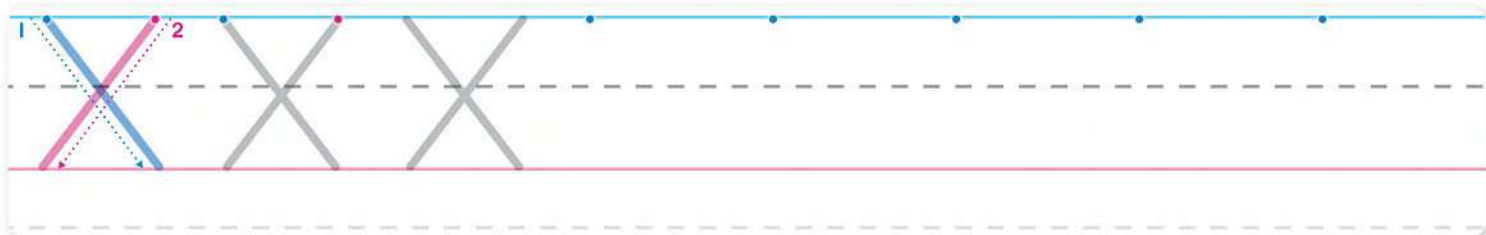
B Listen, point, and repeat.

disc 2
51

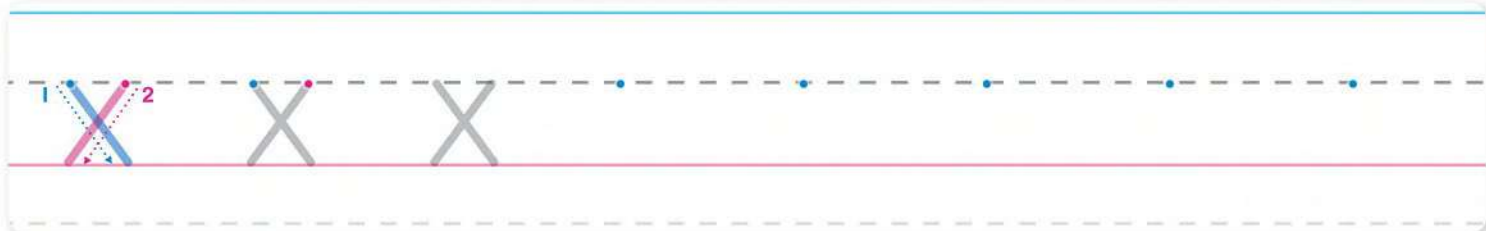


C Trace, write, and say.

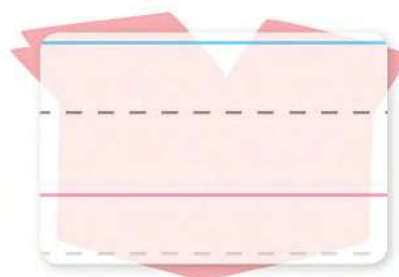
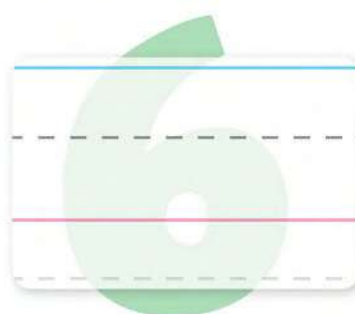
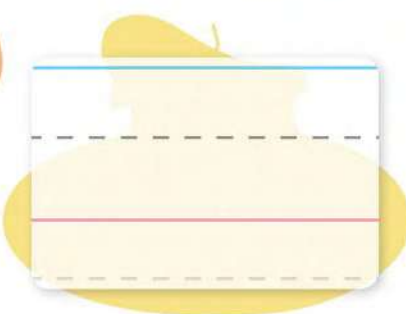
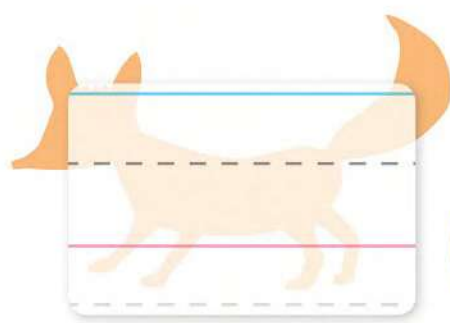
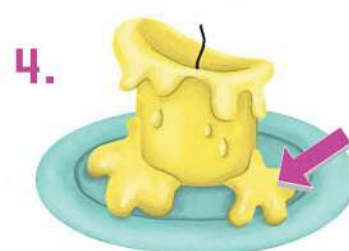
X



x



D Match. Then write Xx.



E Listen and chant.



Do you see the ?



A Listen and repeat.

disc 2
53



yellow yo-yo

B Listen, point, and repeat.

disc 2
54

1.



2.



3.

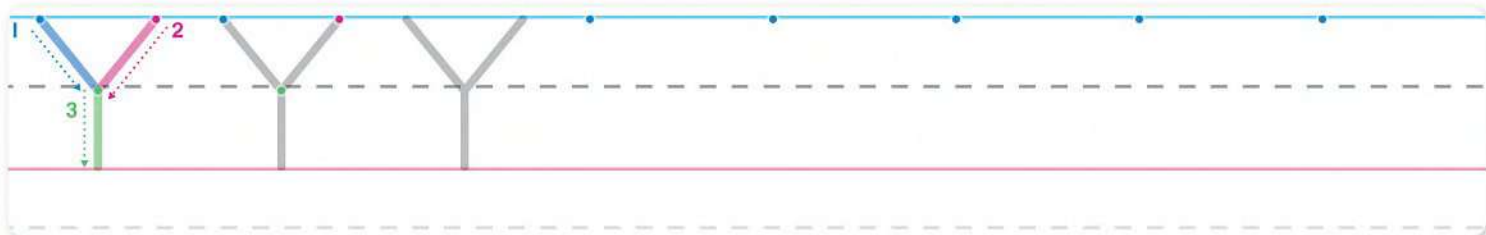


4.

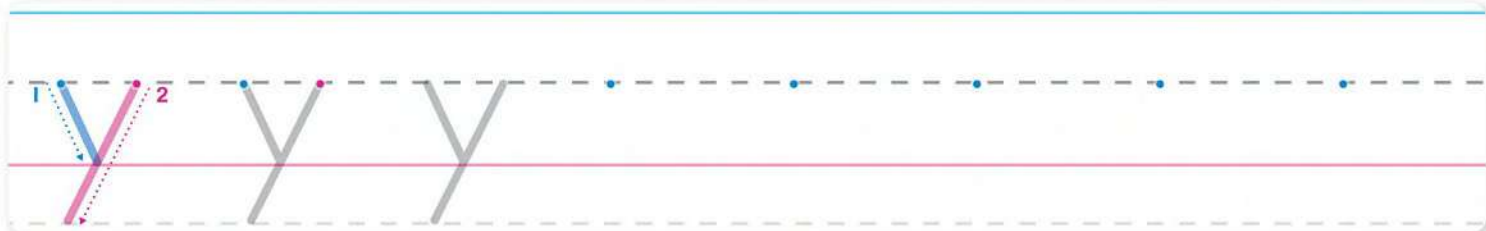


C Trace, write, and say.

Y



y



D Listen and write. Then match.

disc 2
55

1

Blank writing lines for item 1.



4

Blank writing lines for item 4.

2

Blank writing lines for item 2.

5

Blank writing lines for item 5.

3

Blank writing lines for item 3.



6

Blank writing lines for item 6.

E Listen and chant.

disc 2
56

I don't have a



Vv



Ww



Xx



Yy



Zz

A Listen and repeat.

disc 2
57



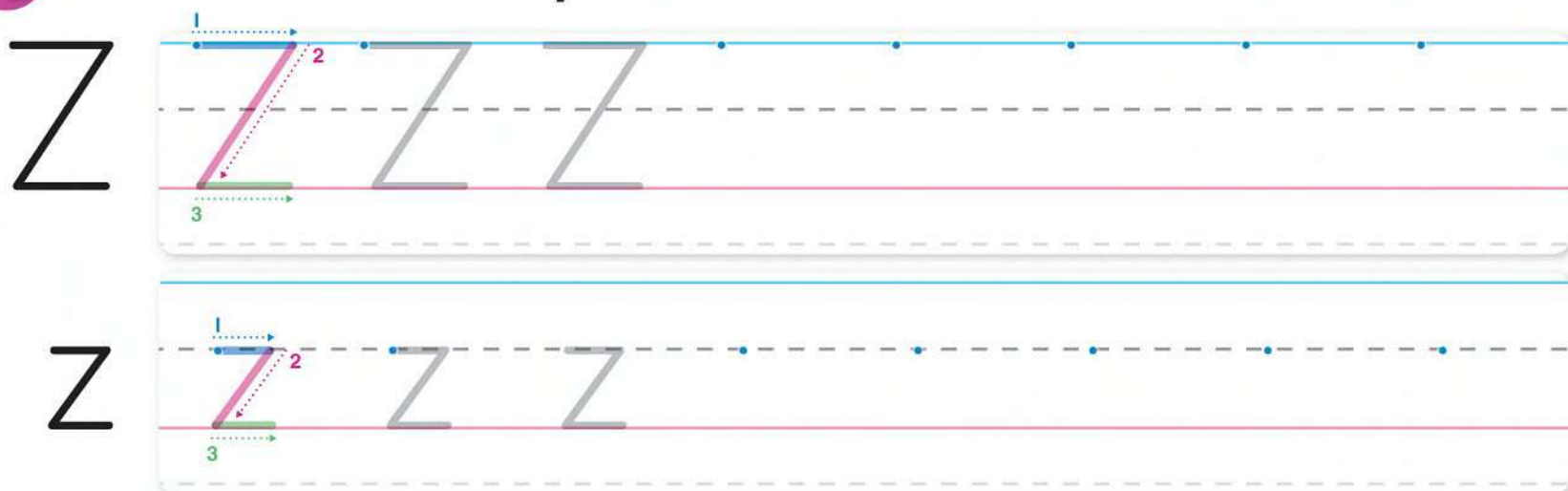
zigzag zipper

B Listen, point, and repeat.

disc 2
58



C Trace, write, and say.



D Connect. Then write Zz.



E Listen and chant.



Do you want a zebra?



A Which ones have the same sound? Circle.

1.



2.



3.



4.



B Listen and circle.

disc 2
60

1.



Z W X
w z x

2.



Z Y X
x z y

3.



Y W Z
y z w

4.



W X Y
y w x

C Listen and write.

disc 2
61

1.

Handwriting practice lines (top solid, middle dashed, bottom solid).

2.

Handwriting practice lines (top solid, middle dashed, bottom solid).

3.

Handwriting practice lines (top solid, middle dashed, bottom solid).

4.

Handwriting practice lines (top solid, middle dashed, bottom solid).

D Look and listen. Read along. disc 2 62



Sight words: has what



Ss Tt Uu Vv Ww Xx Yy Zz

disc 2
63

84 Review 4



 Qq



Rr



Uu



v

B Listen, circle, and write.

disc 2
64

1.




2.



3.



4.



5.



6.



7.



8.



C Listen. Do you hear the same sound? Draw 😊 or ☹️. disc 2
65



1. 	2. 	3. 	4. 
			
5. 	6. 	7. 	8. 
			

D Match and say.

1. U					S
2. S					W
3. V					t
4. X					u
5. Y					y
6. T					z
7. Z					x
8. W					v

E Play the game.

Start



The Alphabet Song

disc 1
02



Let's sing the alphabet, A B C.
Can you sing the alphabet from A to Z?



Aa



Bb



Cc



Dd



Ee



Ff



Gg



Hh



Ii



Jj



Kk



Ll



Mm



Nn



Oo



Pp



Qq



Rr



Ss



Tt



Uu



Vv



Ww



Xx



Yy




Zz



Now we know the alphabet, A B C.
We can sing the alphabet from A to Z.



Student Cards



1
Aa

2
Aa

3
Aa

4
Aa

5
Bb

6
Bb

7
Bb

8
Bb

9
Cc

10
Cc

11
Cc

12
Cc


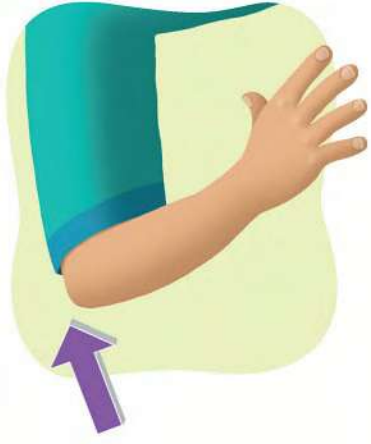

13
Dd

14
Dd

15
Dd

16
Dd





17

Ee

18

Ee

19

Ee

20

Ee

21

Ff

22

Ff

23

Ff

24

Ff

25

Gg

26

Gg

27

Gg

28

Gg

29

Hh

30

Hh




31

Hh

32

Hh





33

Ii

34

Ii

35

Ii

36

Ii

37

Jj

38

Jj

39

Jj

40

Jj

41

Kk

42

Kk

43

Kk

44

Kk

45

Ll

46

Ll


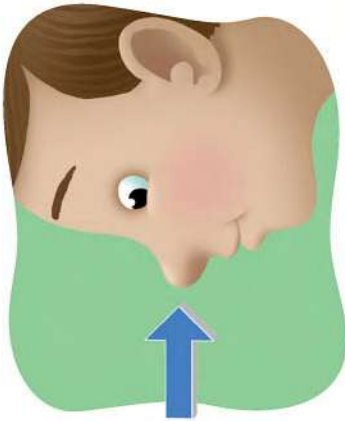

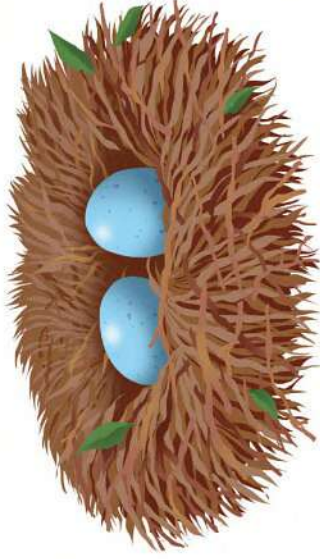

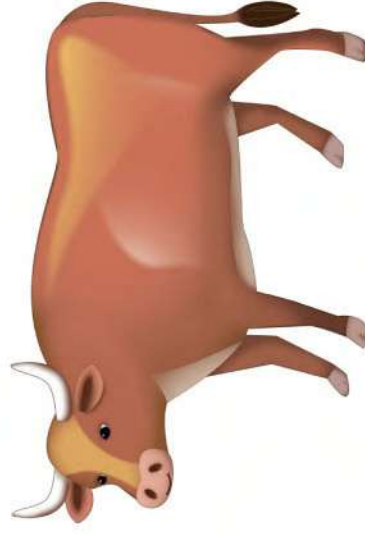


47

Ll

48

Ll





49

Mm

50

Mm

51

Mm

52

Mm

53

Nn

54

Nn

55

Nn

56

Nn

57

Oo

58

Oo

59

Oo

60

Oo

61

Pp

62

Pp

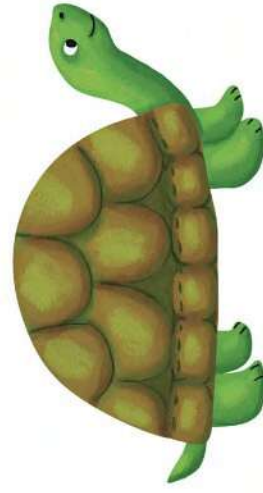
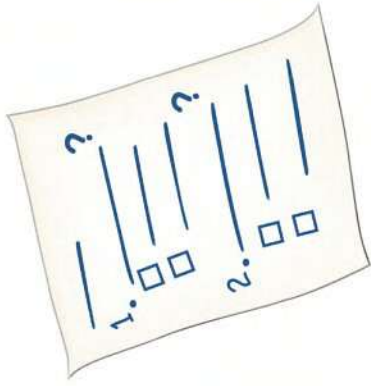

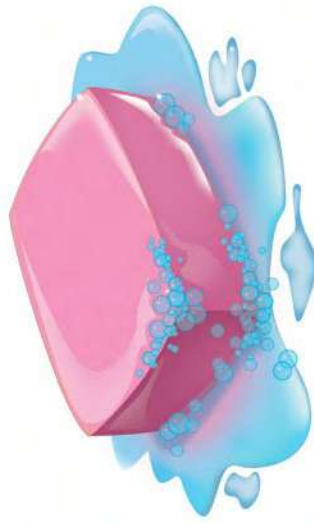
63

Pp

64

Pp





65

Qq

66

Qq

67

Qq

68

Qq

69

Rr

70

Rr

71

Rr

72

Rr

73

Ss

74

Ss

75

Ss

76

Ss

77

Tt

78

Tt

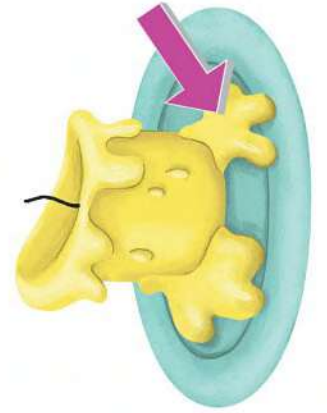
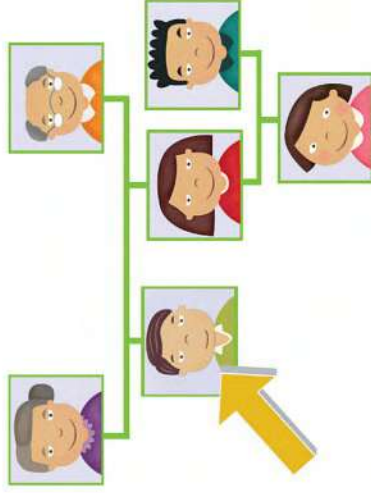

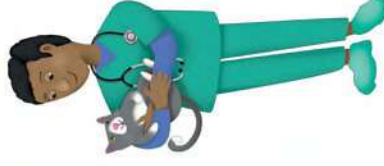

79

Tt

80

Tt





81

Uu

82

Uu

83

Uu

84

Uu

85

Vv

86

Vv

87

Vv

88

Vv

89

Ww

90

Ww

91

Ww

92

Ww

93

Xx

94

Xx

95

Xx

96

Xx





97

Yy

98

Yy

99

Yy

100

Yy

101

Zz

102

Zz

103

Zz

104

Zz

These cards belong to:





Congratulations!

This certifies that



_____ has successfully completed

Oxford Phonics World 1

The Alphabet

on _____.

Signature _____

Date _____



OXFORD

UNIVERSITY PRESS

198 Madison Avenue

New York, NY 10016 USA

Great Clarendon Street, Oxford, OX2 6DP, United Kingdom

Oxford University Press is a department of the University of Oxford.

It furthers the University's objective of excellence in research, scholarship,

and education by publishing worldwide. Oxford is a registered trade

mark of Oxford University Press in the UK and in certain other countries

© Oxford University Press 2015

The moral rights of the author have been asserted

eBook Edition

ISBN: 978 0 19 471249 1 Interactive ebook

ISBN: 978 0 19 471257 6 Interactive ebook - app version

First published in 2015

No copying or file sharing

This digital publication is protected by international copyright laws.

No part of this digital publication may be reproduced, modified, adapted,

stored in a retrieval system, or transmitted, in any form or by any means,

to any other person or company without the prior permission in writing

of Oxford University Press, or as expressly permitted by law. Enquiries

concerning reproduction outside the scope of the above should be sent to

the ELT Rights Department, Oxford University Press, at the address above

You must not modify, adapt, copy, store, transfer or circulate the contents

of this publication under any other branding or as part of any other product.

You may not print out material for any commercial purpose or resale

Any websites referred to in this publication are in the public domain and

their addresses are provided by Oxford University Press for information only.

Oxford University Press disclaims all and any responsibility for the content

of such websites

ACKNOWLEDGEMENTS

Cover Design: Molly K. Scanlon

The authors and publisher are grateful to those who have given permission to reproduce the following extracts and adaptations of copyright material:

Illustrations by: Scott Angle: 31, 40; Constanza Basaluzzo: 6 (bot), 7, 12 (bot), 20, 28, 29 (bot), 44 (bot), 54 (bot), 68 (bot), 80 (bot), 81, 83; Robin Boyer: 43, 73; Javier Burgos: 19, 60; Nancy Carlson: 11, 16 (bot), 32 (bot), 33, 48 (bot), 49, 64 (bot), 70 (bot), 78 (bot), 84; Mattia Cerato: 22 (top), 42 (top), 62 (top), 86 (top); Marcus Cutler: 23, 51; Lalena Fisher: 5 (top), 15 (top), 35 (top), 75 (top); Nathan Jarvis: 4 (bot), 14 (bot), 26 (bot), 36 (bot), 46 (bot), 56 (bot), 57, 74 (bot); Bill Ledger: 4 (top), 5 (bot), 6 (top), 7 (bot), 8 (top), 9 (bot), 12 (top), 13 (bot), 14 (top), 15 (bot), 16 (top), 17 (bot), 24 (top), 25 (bot), 26 (top), 27 (bot), 28 (top), 29 (bot), 32 (top), 33 (bot), 34 (top), 35 (bot), 36 (top), 37 (bot), 44 (top), 45 (bot), 46 (top), 47 (bot), 48 (top), 49 (bot), 52 (top), 53 (bot), 54 (top), 55 (bot), 56 (top), 57 (bot), 64 (top), 65 (bot), 66 (top), 67 (bot), 68 (top), 69 (bot), 70 (top), 71 (bot), 74 (top), 75 (bot), 76 (top), 77 (bot), 78 (top), 79 (bot), 80 (top), 81 (bot); Julissa Mora: 8 (bot), 24 (bot), 34 (bot), 39, 52 (bot), 63, 66 (bot), 67, 76 (bot); Kristin Varner: 59, 87.

We would also like to thank the following for permission to reproduce the following photographs: 10 (bird) FotoVeto/Shutterstock.com, (car) Stephen Mcsweeney/Shutterstock.com, (apple) Africa Studio/Shutterstock.com; 18 (farm) Christopherarndt/istock.com, (mallard) Maslov Dmitry/Shutterstock.com, (elephant) OUP; 30 (girl) Blend Images/Shutterstock.com, (ink) Sadi Ugur OKÇu/istock, (horse) Ziga Camerik/Shutterstock.com; 38 (key) J. Freeman/Shutterstock.com, (jet) Lars Christensen/Shutterstock.com, (lion) OUP; 50 (nest) Steve Byland/Shutterstock.com, (monkey) Kjersti Joergensen/Shutterstock.com, (octopus) Visuals Unlimited/Corbis; 58 (panda) Hung Chung Chih/Shutterstock.com, (rose) Frank Jr/Shutterstock.com, (quilt) D. Hurst/Alamy.com; 72 (violin) Tolimir/istock.com, (seal) Richard A. McGuirk/Shutterstock.com, (umbrella) BlueOrange Studio/Shutterstock.com, (tiger) Jim Kruger/istock.com; 82 (fox) Sandy Hedgepeth/Shutterstock.com, (zebra) Peter Betts/Shutterstock.com, (web) H Lansdown/Alamy, (yacht) Konstantin Goldenberg/Shutterstock.com.

Music by: Laurie Thain and Gordon Maxwell

Oxford Phonics World

Let us guide you through
the world of phonics...



Oxford Phonics World is the first step on your students' journey into English, leading you through **all 44 sounds**.

- **Over 150 Phonics Friends** — an angry apple, a big bear, and others — help children remember English sounds.
- **Action songs, chants, and games** encourage children to discover connections between English sounds and letters.
- **Active class activities** develop children's listening, speaking, reading, writing, and spelling skills and provide opportunities to apply them.
- **Multi-ROMs** include fun animations and interactive games, stories, and songs for practice at home.

5 levels of phonics for use before or alongside your English course

- **Student Book** with **Student Cards** and **Multi-ROMs**
- **Workbook**
- **Teacher's Book**
- **Phonics Cards**
- **Phonics Readers**
- **Oxford iTools**
Digital Classroom Resources



Authors Kaj Schwermer, Julia Chang, and Craig Wright, and musician Laurie Thain are experienced teachers and teacher trainers who specialize in phonics instruction.

OXFORD
UNIVERSITY PRESS

www.oup.com/elt/oxfordphonicsworld

ISBN 978-0-19-459617-6



9 780194 596176